



## Daily Market Recap

Monday, 12 May 2025

## STOCK MARKET HIGHLIGHTS

NGX Statistics	09-May-25	12-May-25	Change %	YTD (%)
NGX All- Share Index	108,733.40	108,261.47	-0.43	5.18
Market Capitalization (N'Tm)	68.34	68.04	-0.43	8.41
Market Cap. (\$'Bn)	42.46	42.36	-0.22	
Total Value Traded (N'Bn)	11.16	10.72	-4.01	
Total Value Traded (\$'Mn)	6.94	6.67	-3.80	
Total Volume Traded (Mn)	459.21	414.57	-9.72	
Number of Deals	15,723	16,664	5.98	
Market Breadth	1.50x			

Sectors	09-May-25	12-May-25	Change%	YTD (%)
Banks	1,160.06	1,157.31	-0.24	6.71%
Insurance	656.77	658.66	0.29	-8.26%
Consumer Goods	2,156.39	2,144.72	-0.54	23.85%
Oil and Gas	2,444.37	2,429.04	-0.63	-10.44%
Industrial Goods	3,404.23	3,383.24	-0.62	-5.29%

Top Gainers	Open (N)	Close (N)	Gain (N)	Gain (%)
MEYER	8.00	8.80	0.80	10.00%
MULTIVERSE	10.00	11.00	1.00	10.00%
SMURFIT	0.50	0.55	0.05	10.00%
BETAGLAS	160.65	176.70	16.05	9.99%
HMCALL	4.25	4.67	0.42	9.88%

Top Losers	Open (N)	Close (N)	Loss (N)	Loss (%)
ETRANZACT	6.00	5.40	-0.60	-10.00%
JOHNHOLT	5.80	5.25	-0.55	-9.48%
UNIONDICON	8.45	7.65	-0.80	-9.47%
CILEASING	4.21	3.86	-0.35	-8.31%
LINKASSURE	1.24	1.14	-0.10	-8.06%

Source: NGX, SCM Capital Research

## NASDAQ OTC Snapshot

Statistics	09-May-25	12-May-25	Change %	YTD (%)
NSI	3,304.74	3,326.02	0.64	10.77
Market Capitalization (N'Bn)	1,935.09	1,947.55	0.64	89.18
Value Traded (N'000)	606,435.05	6,272.32	-98.97	
Volume Traded	231,592,796	673,233	-99.71	
Deals	57	35	-38.60	

Source: NASD, SCM Capital Research

## Equities

## Local bourse opens the week bearish :

The local bourse closed today's trading session in red, as the N moderated by 0.43% to settle at 108,261.47 points. The market direction attributed to selloffs in NAHCO (-2.66%), DANGSUGAR (-2.26%), MTNN (-ZENITHBANK (-0.20%) and GTCO (-0.07%). Consequently market capital decreased by N296.61bn to N68.04trn, bringing YTD return to 5.18%.

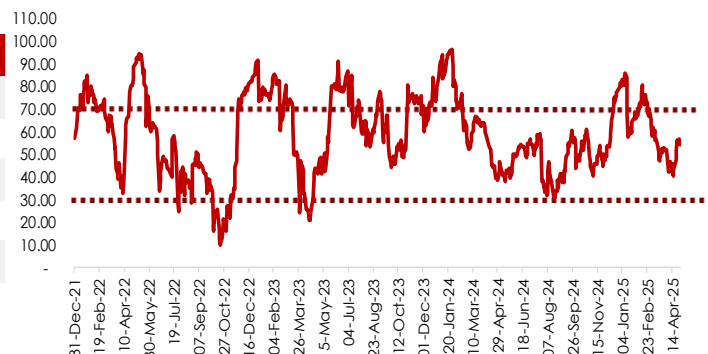
Activity level weakened as volume and value traded moderated by 9.7% and 4.01% respectively. A total of 414.57m units of shares valued at N10.72b exchanged in 16,664 deals. TANTAUIZER lead the volume chart with 49.19m of shares, while MTNN led value chart with 16.09m units of shares traded worth N4.38bn. The market breadth (advance/decline ratio) improved from 1.06x to 1.50x, reflective of 39 gainers against 26 decliners.

Performance across tracked indices was largely bearish as the Oil, Industrial Goods, Consumer Goods, and Banking indices moderated by 0.62%, 0.54%, and 0.24% respectively. On the flipside, the Insurance index gained by 0.29% on buying interest in GUINEAINS (+3.03%).

## OUTLOOK

*This week, we anticipate mixed sentiment in the equities market as the focus shifts from Q1 earnings releases to the upcoming inflation report, which will be closely watched ahead of the next Monetary Policy Rate decision.*

RSI of NGX All Share Index

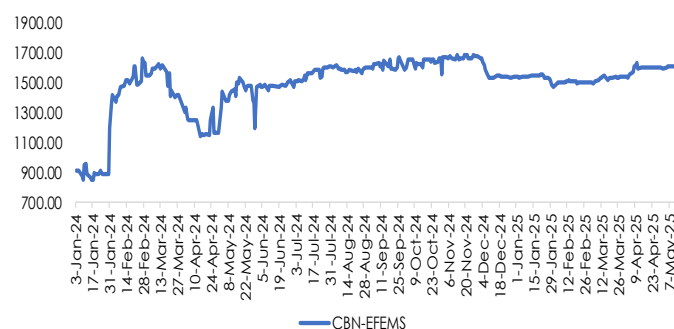


### Fixed Income Yield Trend

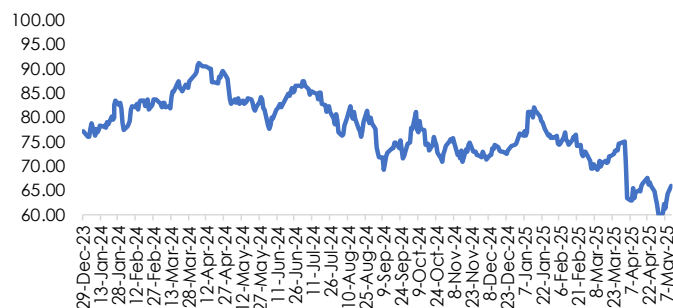


Source: NGX, SCM Capital Research

### Foreign Exchange Rates Trend



### Brent Crude Oil Price



Fixed income market summary	12-May-25	9-May-25	
T-bills	Current	Previous	Change(bp)
3m	18.60	18.62	↓ 0.02
6m	22.10	20.20	↑ 1.90
12m	23.95	24.12	↓ 0.17

FGN Bonds	Current	Previous	Change(bp)
3yrs	18.93	18.94	↓ 0.01
5yrs	19.47	19.46	↑ 0.01
7yrs	18.61	18.61	→ 0.00
10yrs	19.05	19.05	→ 0.00

FGN EuroBonds	Current	Previous	Change(bp)
3yrs	8.75	9.24	↓ 0.49
5yrs	9.67	10.14	↓ 0.47
7yrs	10.36	10.78	↓ 0.42
25yrs	10.86	11.16	↓ 0.30

FX	Current	Previous	Change(N)
CBN - EFEMS	1606.15	1609.64	↑ 3.49

Source: FMDQ, CBN, SCM Capital Research

### Money Market

At the secondary NTB market, average yield declined by 1bps to settle at 20.97%. The O/N rate rose by 45bps to settle at 27.40%.

### Fixed Income

At the secondary Bond market, average yield closed flat at 18.64%.

### Currency

The Naira appreciated by 0.22% at the EFEMS, to settle at N1,606.15/USD.

**DISCLAIMER:** This report has been issued and approved by SCM Capital Limited. The report is based upon information from various sources that we believe are reliable; however no representation is made that it is accurate or complete. While reasonable care has been taken in preparing this document, no responsibility or liability is accepted for errors of fact or for any opinion expressed herein. This document is for information purposes only. It does not constitute any offer, recommendation or solicitation to any person to enter into any trading transaction. Any investments discussed may not be suitable for all investors. This report is provided solely for the information of clients of SCM Capital Limited ("SCM Capital") who are expected to make their own investment decisions without reliance on this report. SCM Capital accepts no liability whatsoever for any direct or consequential loss arising from any use of this report or its contents. This report is for private circulation only. This report may not be reproduced, distributed or published by any recipient for any purpose without prior express consent of Sterling Capital. Investments can fluctuate in price and value and the investor may get back less than was originally invested. Changes in rates of exchange may have an adverse effect on the value of the investment. Past performance is not necessarily a guide to future performance. SCM Capital is authorized and regulated by the Securities and Exchange Commission (SEC) to conduct investment banking, asset management and financial advisory services in Nigeria.



**SCM CAPITAL**

Investment Banking | Advisory Services | Asset Management | Research

#### CONTACT

19th Floor, Stock Exchange House, 2-4 Customs Street, Lagos

research@scmcapitalng.com | +234 -01-2802226-8