

Daily Market Recap

Friday, 16 May 2025

STOCK MARKET HIGHLIGHTS

NGX Statistics	15-May-25	16-May-25	Change %	YTD (%)
NGX All- Share Index	109,467.64	109,710.14	0.22	6.59
Market Capitalization (N'Trn)	68.80	68.95	0.22	9.86
Market Cap. (\$'Bn)	43.09	43.11	0.06	
Total Value Traded (N'Bn)	13.88	8.60	-38.04	
Total Value Traded (\$'Mn)	8.69	5.38	-38.15	
Total Volume Traded (Mn)	729.88	431.78	-40.84	
Number of Deals	14,743	16,400	11.24	
Market Breadth	1.71x			

Sectors	15-May-25	16-May-25	Change%	YTD (%)
Banks	1,168.70	1,173.88	0.44	8.24%
Insurance	665.67	672.96	1.10	-6.27%
Consumer Goods	2,233.92	2,244.28	0.46	29.60%
Oil and Gas	2,462.80	2,460.52	-0.09	-9.27%
Industrial Goods	3,394.21	3,408.65	0.43	-4.58%

Top Gainers	Open (N)	Close (N)	Gain (N)	Gain (%)
CHAMPION	6.20	6.82	0.62	10.00%
NNFM	109.00	119.90	10.90	10.00%
TRANSEXP	2.00	2.20	0.20	10.00%
HONYFLOUR	16.50	18.15	1.65	10.00%
BETAGLAS	213.70	235.05	21.35	9.99%

Top Losers	Open (N)	Close (N)	Loss (N)	Loss (%)
INTENEGINS	1.88	1.70	-0.18	-9.57%
MULTIVERSE	8.90	8.05	-0.85	-9.55%
TIP	7.38	6.80	-0.58	-7.86%
UPL	4.75	4.40	-0.35	-7.37%
REGALINS	0.59	0.55	-0.04	-6.78%

Source: NGX, SCM Capital Research

NASD OTC Snapshot

Statistics	15-May-25	16-May-25	Change %	YTD (%)
NSI	3,153.87	3,154.86	0.03	5.07
Market Capitalization (N'Bn)	1,846.75	1,847.33	0.03	79.45
Value Traded (N'000)	5,198.47	15,433.02	196.88	
Volume Traded	304,374	253,960	-16.56	
Deals	29	36	24.14	

Source: NASD, SCM Capital Research

Equities
Stock market close positive :

The stock market closed the week on a positive note as the NGX-ASI appr 0.22% to settle at 109,710.14 points, bringing YTD return to 6.59%.

Having gained in four out of five trading sessions for the week, the b closed 0.90% higher w/w. Gains recorded in BETAGLAS (+46.31% w/w), H (+24.32% w/w), OANDO (+20.65% w/w), NB (+12.94%), ACCESSCORP (+1 NESTLE (+10.00% w/w) kept the market in green.

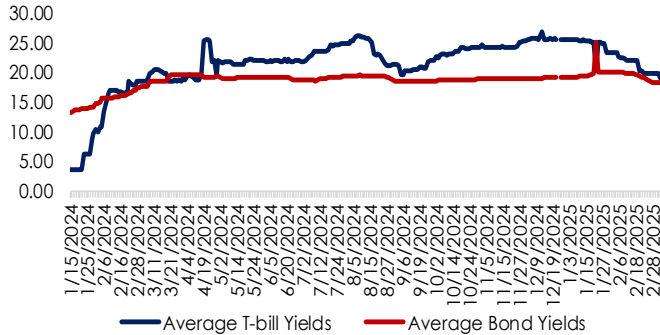
Activity level for the week weakened as volume and value traded d 1.48% and 17.17% week-on-week, to settle at 2.61bn units of shares N63.78bn. The total number of deals for the week printed at 77,593 deals ACCESSCORP led the volume chart with 32.05m units of shares, while value chart with 30.87m units of shares traded in deals worth N2.09bn.

The market breadth (advance/decline ratio) improved from 1.57x to 1.71: of 36 gainers against 21 decliners.

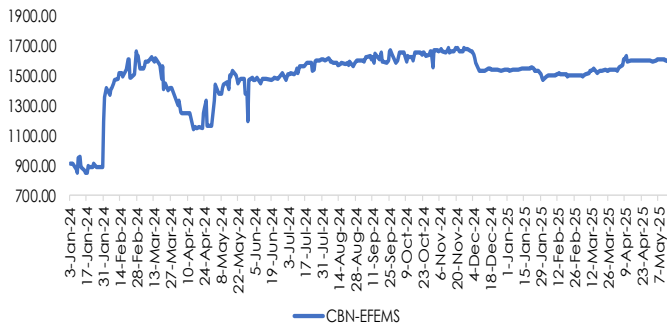
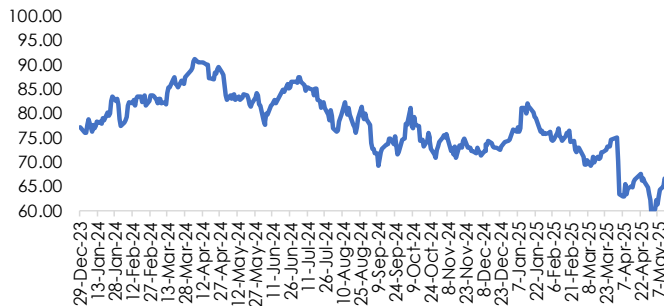
OUTLOOK

The domestic bourse is expected to sustain its bullish momentum, sup improved corporate earnings, sustained investor interest and n macroeconomic headwinds in the coming week.

RSI of NGX All Share Index


Fixed Income Yield Trend


Source: NGX, SCM Capital Research

Foreign Exchange Rates Trend

Brent Crude Oil Price

Fixed income market summary

T-bills	16-May-25 Current	15-May-25 Previous	Change(bp)
3m	18.55	18.56	↓ 0.01
6m	20.25	20.26	↓ 0.01
12m	23.93	23.94	↓ 0.02

FGN Bonds	Current	Previous	Change(bp)
3yrs	18.92	18.92	→ 0.00
5yrs	19.48	19.48	→ 0.00
7yrs	18.50	18.50	→ 0.00
10yrs	19.06	19.06	→ 0.00

FGN EuroBonds	Current	Previous	Change(bp)
3yrs	8.49	8.66	↓ 0.17
5yrs	9.39	9.59	↓ 0.20
7yrs	10.13	10.32	↓ 0.19
25yrs	10.71	10.88	↓ 0.17

FX	Current	Previous	Change(N)
CBN - EFEMS	1599.33	1596.70	↓ 2.63

Source: FMDQ, CBN, SCM Capital Research

Money Market

At the secondary NTB market, average yield advanced by 1bp to settle at 20.93%. The O/N rate fell by 44bps to settle at 26.96%.

Fixed Income

At the secondary Bond market, average yield declined by 1bps to settle at 18.60%.

Currency

The Naira depreciated by 0.16% at the EFEMS, to settle at N1,599.33/USD.

DISCLAIMER: This report has been issued and approved by SCM Capital Limited. The report is based upon information from various sources that we believe are reliable; however no representation is made that it is accurate or complete. While reasonable care has been taken in preparing this document, no responsibility or liability is accepted for errors of fact or for any opinion expressed herein. This document is for information purposes only. It does not constitute any offer, recommendation or solicitation to any person to enter into any trading transaction. Any investments discussed may not be suitable for all investors. This report is provided solely for the information of clients of SCM Capital Limited ("SCM Capital") who are expected to make their own investment decisions without reliance on this report. SCM Capital accepts no liability whatsoever for any direct or consequential loss arising from any use of this report or its contents. This report is for private circulation only. This report may not be reproduced, distributed or published by any recipient for any purpose without prior express consent of Sterling Capital. Investments can fluctuate in price and value and the investor may get back less than was originally invested. Changes in rates of exchange may have an adverse effect on the value of the investment. Past performance is not necessarily a guide to future performance. SCM Capital is authorized and regulated by the Securities and Exchange Commission (SEC) to conduct investment banking, asset management and financial advisory services in Nigeria.

© 2024 SCM Limited. All rights reserved.