

Daily Market Recap

Friday, 30 May 2025

STOCK MARKET HIGHLIGHTS

NGX Statistics	29-May-25	30-May-25	Change %	YTD (%)
NGX All- Share Index	111,818.08	111,742.01	-0.07	8.56
Market Capitalization (N'Tm)	70.51	70.46	-0.07	12.27
Market Cap. (\$'Bn)	44.33	44.42	0.22	
Total Value Traded (N'Bn)	17.17	64.15	273.64	
Total Value Traded (\$'Mn)	10.79	40.44	274.72	
Total Volume Traded (Mn)	556.45	1,900.90	241.61	
Number of Deals	18,505	18,653	0.80	
Market Breadth	0.73x			

Sectors	29-May-25	30-May-25	Change%	YTD (%)
Banks	1,167.79	1,163.59	-0.36	7.29%
Insurance	687.62	684.78	-0.41	-4.63%
Consumer Goods	2,391.70	2,380.03	-0.49	37.44%
Oil and Gas	2,348.40	2,327.18	-0.90	-14.19%
Industrial Goods	3,450.74	3,445.08	-0.16	-3.56%

Top Gainers	Open (N)	Close (N)	Gain (N)	Gain (%)
OMATEK	0.71	0.78	0.07	9.86%
REDSTAREX	7.59	8.32	0.73	9.62%
DEAPCAP	0.96	1.05	0.09	9.38%
SOVRENINS	0.99	1.08	0.09	9.09%
MAYBAKER	10.90	11.80	0.90	8.26%

Top Losers	Open (N)	Close (N)	Loss (N)	Loss (%)
BETAGLAS	258.50	232.65	-25.85	-10.00%
NCR	7.30	6.57	-0.73	-10.00%
CONOIL	331.20	298.10	-33.10	-9.99%
LEGENDINT	6.84	6.16	-0.68	-9.94%
IMG	37.35	33.65	-3.70	-9.91%

Source: NGX, SCM Capital Research

NASD OTC Snapshot

Statistics	29-May-25	30-May-25	Change %	YTD (%)
NSI	3,244.71	3,248.00	0.10	8.17
Market Capitalization (?'Bn)	1,899.94	1,901.86	0.10	84.74
Value Traded (?'000)	9,049.77	1,263.07	-86.04	
Volume Traded	1,170,762	84,808	-92.76	
Deals	19	10	-47.37	

Source: NASD, SCM Capital Research

Equities
Equity market close bearish:

The equities market closed the week on a negative note as the NGX All-Share Index declined by 0.07% to 111,742.01 points, bringing the YTD return to 8.56%.

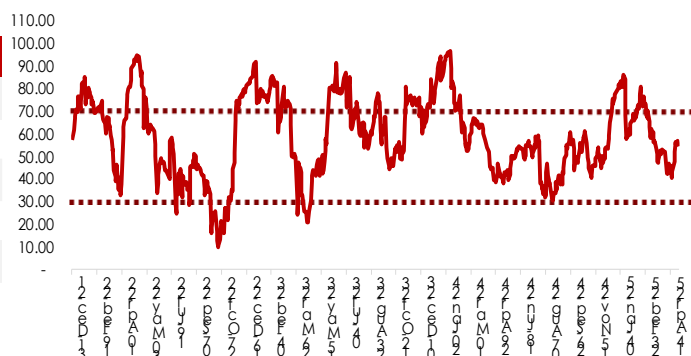
Having gained in three out of five trading sessions for the week, the index closed 2.49% higher w/w. Positive performances in ARADEL (+1.17% w/w), HONYFLOUR (+10.00% w/w), OKOMUOIL (+8.33% w/w), BUAFI (+5.26% w/w), and WAPCO (+3.46% w/w), were able to offset losses recorded in SEPLAT (-11.17% w/w), BETAGLAS (-10.00%) and MRS (-9.97% w/w).

Activity level for the week was mixed as volume traded moderated by w/w to 3.93bn units of shares while value traded rose by 59.59% w/w to N74.81bn. The total number of deals for the week settled at 89,636 deal today, UBA led the volume and value chart with 1.41bn units of shares traded in deals worth N49.02bn.

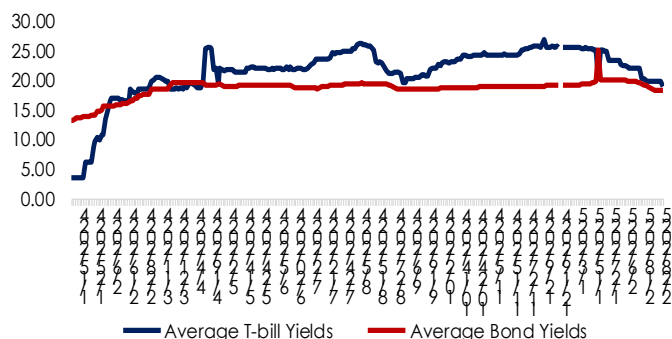
The market breadth (advance/decline ratio) waned from 1.71x to 1.00x to be reflective of 27 gainers against 37 decliners.

OUTLOOK

The equities market is expected to show mixed performance as investors adopt opportunistic investment strategies. We foresee selective buy and sell in fundamentally strong stocks continuing into the upcoming week.

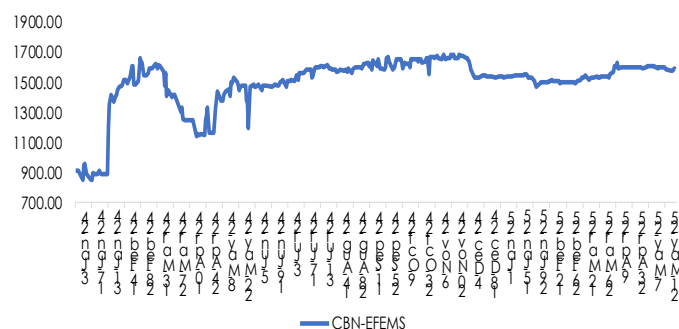
RSI of NGX All Share Index


Fixed Income Yield Trend

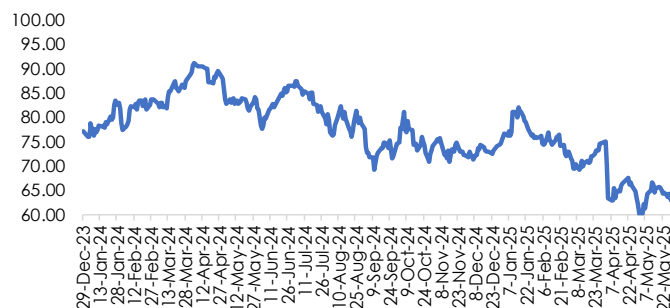


Source: NGX, SCM Capital Research

Foreign Exchange Rates Trend



Brent Crude Oil Price



Fixed income market summary	30-May-25	29-May-25	Change(bp)
T-bills	Current	Previous	Change(bp)
3m	18.42	18.43	↓ 0.01
6m	20.10	20.11	↓ 0.01
12m	23.33	23.34	↓ 0.01
FGN Bonds	Current	Previous	Change(bp)
3yrs	18.90	18.90	→ 0.00
5yrs	19.28	19.13	↑ 0.14
7yrs	18.52	18.52	→ 0.00
10yrs	19.08	19.08	→ 0.00
FGN EuroBonds	Current	Previous	Change(bp)
3yrs	8.06	8.08	↓ 0.02
5yrs	9.02	8.97	↑ 0.05
7yrs	9.93	9.88	↑ 0.05
25yrs	10.68	10.65	↑ 0.03
FX	Current	Previous	Change(N)
CBN - EFEMS	1586.15	1590.75	↑ 4.60

Source: FMDQ, CBN, SCM Capital Research

Money Market

At the secondary NTB market, average yield rose by 20bps to settle at 20.89%. The O/N rate closed flat at 26.95%.

Fixed Income

At the secondary Bond market, average yield increased by 1bp to settle at 18.55%.

Currency

The Naira appreciated by 0.29% at the EFEMS, to settle at N1,586.15/USD.

DISCLAIMER: This report has been issued and approved by SCM Capital Limited. The report is based upon information from various sources that we believe are reliable; however no representation is made that it is accurate or complete. While reasonable care has been taken in preparing this document, no responsibility or liability is accepted for errors of fact or for any opinion expressed herein. This document is for information purposes only. It does not constitute any offer, recommendation or solicitation to any person to enter into any trading transaction. Any investments discussed may not be suitable for all investors. This report is provided solely for the information of clients of SCM Capital Limited ("SCM Capital") who are expected to make their own investment decisions without reliance on this report. SCM Capital accepts no liability whatsoever for any direct or consequential loss arising from any use of this report or its contents. This report is for private circulation only. This report may not be reproduced, distributed or published by any recipient for any purpose without prior express consent of Sterling Capital. Investments can fluctuate in price and value and the investor may get back less than was originally invested. Changes in rates of exchange may have an adverse effect on the value of the investment. Past performance is not necessarily a guide to future performance. SCM Capital is authorized and regulated by the Securities and Exchange Commission (SEC) to conduct investment banking, asset management and financial advisory services in Nigeria.

© 2024 SCM Limited. All rights reserved.


SCM CAPITAL

Investment Banking | Advisory Services | Asset Management | Research

CONTACT

19th Floor, Stock Exchange House, 2-4 Customs Street, Lagos

research@scmcapitalng.com | +234 -01-2802226-8