



Daily Market Recap

Friday, 27 June 2025

STOCK MARKET HIGHLIGHTS

NGX Statistics	26-Jun-25	27-Jun-25	Change %	YTD (%)
NGX All- Share Index	120,772.68	119,995.76	-0.64	16.58
Market Capitalization (N'Tm)	76.45	75.96	-0.64	21.03
Market Cap. (\$'Bn)	49.35	49.45	0.21	
Total Value Traded (N'Bn)	18.23	12.78	-29.87	
Total Value Traded (\$'Mn)	11.76	8.32	-29.27	
Total Volume Traded (Mn)	892.97	625.78	-29.92	
Number of Deals	25,375	21,800	-14.09	
Market Breadth	0.84x			

Sectors	26-Jun-25	27-Jun-25	Change%	YTD (%)
Banks	1,304.56	1,294.48	-0.77	19.36%
Insurance	754.82	750.31	-0.60	4.50%
Consumer Goods	2,610.60	2,615.15	0.17	51.02%
Oil and Gas	2,469.20	2,444.55	-1.00	-9.86%
Industrial Goods	3,791.62	3,653.43	-3.64	2.27%

Top Gainers	Open (N)	Close (N)	Gain (N)	Gain (%)
NEIMETH	5.40	5.94	0.54	10.00%
LEARNAFRCA	4.64	5.10	0.46	9.91%
MECURE	11.10	12.20	1.10	9.91%
ACADEMY	4.66	5.10	0.44	9.44%
SMURFIT	0.55	0.60	0.05	9.09%

Top Losers	Open (N)	Close (N)	Loss (N)	Loss (%)
LEGENDINT	8.92	8.03	-0.89	-9.98%
BUACEMENT	105.90	95.40	-10.50	-9.92%
FINCOCOA	3.69	3.33	-0.36	-9.76%
OANDO	61.90	56.50	-5.40	-8.72%
MCNICHOLS	2.37	2.17	-0.20	-8.44%

Source: NGX, SCM Capital Research

NASDAQ OTC Snapshot

Statistics	26-Jun-25	27-Jun-25	Change %	YTD (%)
NSI	3,320.75	3,351.19	0.92	11.61
Market Capitalization (?'Bn)	1,944.46	1,962.29	0.92	90.61
Value Traded (?'000)	7,624.94	8,678.05	13.81	
Volume Traded	298,142	221,499	-25.71	
Deals	28	28	0.00	

Source: NASD, SCM Capital Research

Equities

Equity market close negative:

The equity market closed the week on negative note as the NGX-ASI moved by 0.64% to 119,995.76 points, bringing the YTD return to 16.58%.

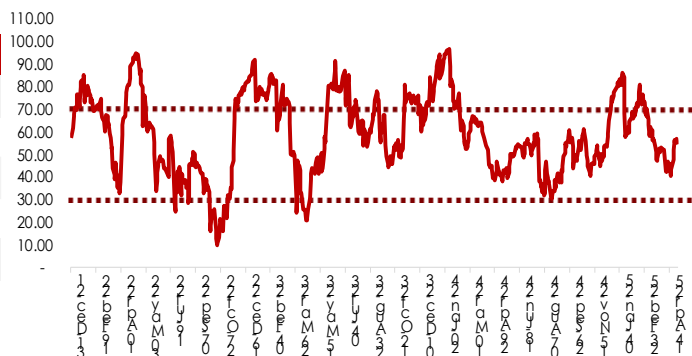
Having gained in three out of five trading sessions for the week, the benchmark index closed 1.57% higher w/w. During the week, gains recorded in ELLAH (+31.33%), BETAGLAS (+21.00% w/w), DANGSUGAR (+19.13% w/w), ZENI (+16.23%), PRESCO (+15.91%) amongst others, were able to offset losses in OANDO (-7.38% w/w), BUAFOODS (-6.46% w/w), and NESTLE (-3.33% w/w).

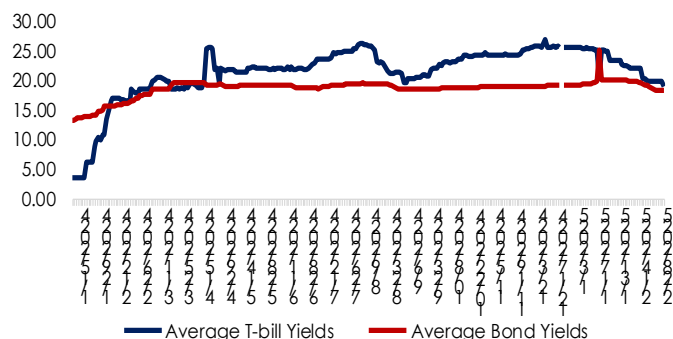
Market activity week-on-week was mixed, as volume traded rose by 12% to N3.90bn units traded, while value traded declined by 9.04% to N102.22bn today. JAPAULGOLD led the volume chart with 88.26m units, while ZENI led the value chart with 30.54m units of shares traded in deals worth N1.75bn. Market breadth (advance/decline ratio) waned from 0.89x to 0.84x, reflecting 27 gainers against 32 decliners.

OUTLOOK

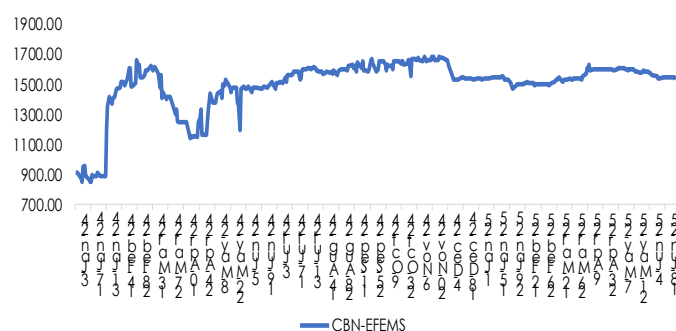
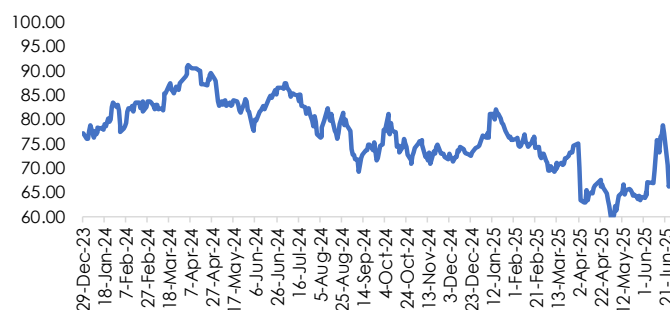
We expect market sentiment to remain upbeat as investors adjust portfolios in response to recent regulatory cues, while positioning ahead of the half year earnings release. Strong demand may emerge for fundamentally sound banks, and a big bet on FMCGs tickers.

RSI of NGX All Share Index



Money Market
Friday, 27 June 2025
Fixed Income Yield Trend


Source: NGX, SCM Capital Research

Foreign Exchange Rates Trend

Brent Crude Oil Price


Fixed income market summary	27-Jun-25	26-Jun-25	Change(bp)
T-bills	Current	Previous	Change(bp)
3m	17.83	17.84	↓ 0.01
6m	20.79	20.74	↑ 0.05
12m	21.32	21.38	↓ 0.06
FGN Bonds	Current	Previous	Change(bp)
3yrs	18.70	18.70	→ 0.00
5yrs	18.59	18.50	↑ 0.09
7yrs	18.57	18.79	↓ 0.22
10yrs	18.34	18.34	→ 0.00
FGN EuroBonds	Current	Previous	Change(bp)
3yrs	8.12	8.14	↓ 0.02
5yrs	8.66	8.67	↓ 0.01
7yrs	8.98	9.00	↓ 0.02
25yrs	10.06	10.09	↓ 0.03
FX	Current	Previous	Change(N)
CBN - EFEMS	1536.08	1549.26	↑ 13.18

Source: FMDQ, CBN, SCM Capital Research

Money Market

At the secondary NTB market, average yield moderated by 9bps to settle at 20.14%. The O/N rate rose by 5bps to settle at 27.00%.

Fixed Income

At the secondary Bond market, average yield declined by 1bp at 18.07%.

Currency

The Naira appreciated by 0.85% at EFEMS, to close at N1,536.08/USD.

DISCLAIMER: This report has been issued and approved by SCM Capital Limited. The report is based upon information from various sources that we believe are reliable; however no representation is made that it is accurate or complete. While reasonable care has been taken in preparing this document, no responsibility or liability is accepted for errors of fact or for any opinion expressed herein. This document is for information purposes only. It does not constitute any offer, recommendation or solicitation to any person to enter into any trading transaction. Any investments discussed may not be suitable for all investors. This report is provided solely for the information of clients of SCM Capital Limited ("SCM Capital") who are expected to make their own investment decisions without reliance on this report. SCM Capital accepts no liability whatsoever for any direct or consequential loss arising from any use of this report or its contents. This report is for private circulation only. This report may not be reproduced, distributed or published by any recipient for any purpose without prior express consent of Sterling Capital. Investments can fluctuate in price and value and the investor may get back less than was originally invested. Changes in rates of exchange may have an adverse effect on the value of the investment. Past performance is not necessarily a guide to future performance. SCM Capital is authorized and regulated by the Securities and Exchange Commission (SEC) to conduct investment banking, asset management and financial advisory services in Nigeria.

© 2024 SCM Limited. All rights reserved.