



Daily Market Recap

Monday, 30 March 2026

STOCK MARKET HIGHLIGHTS

NGX Statistics	27-Mar-26	30-Mar-26	Change %	YTD (%)
NGX All-Share Index	200,913.06	200,484.43	-0.21	28.84
Market Capitalization (N'Trn)	128.97	128.69	-0.21	29.50
Market Cap. (\$'Bn)	93.19	93.22	0.03	
Total Value Traded (N'Bn)	24.38	25.62	5.06	
Total Value Traded (\$'Mn)	17.62	18.55	5.31	
Total Volume Traded (Mn)	594.63	593.10	-0.26	
Number of Deals	43,058	60,102	39.58	
Market Breadth	0.79x			

Sectors	27-Mar-26	30-Mar-26	Change%	YTD (%)
Banks	1,909.57	1,894.02	-0.81	24.95%
Insurance	1,295.94	1,278.00	-1.38	7.46%
Consumer Goods	4,349.86	4,349.32	-0.01	9.40%
Oil and Gas	4,377.33	4,381.69	0.10	64.09%
Industrial Goods	8,798.34	8,758.72	-0.45	54.30%

Top Gainers	Open (N)	Close (N)	Gain (N)	Gain (%)
AUSTINLAZ	4.01	4.41	0.40	9.98%
ZICHIS	13.79	15.16	1.37	9.93%
TRANSEXPR	2.59	2.84	0.25	9.65%
TIP	19.80	21.70	1.90	9.60%
LEARNAFRCA	8.50	9.30	0.80	9.41%

Top Losers	Open (N)	Close (N)	Loss (N)	Loss (%)
NSLTECH	1.30	1.17	-0.13	-10.00%
MAYBAKER	41.95	38.00	-3.95	-9.42%
LEGENDINT	7.50	6.85	-0.65	-8.67%
CUTIX	3.50	3.21	-0.29	-8.29%
FTGINSURE	1.38	1.27	-0.11	-7.97%

Source: NGX, SCM Capital Research

NASD OTC Snapshot

Statistics	27-Mar-26	30-Mar-26	Change %	YTD (%)
NSI	4,199.69	4,109.74	-2.14	15.97
Market Capitalization (?'Bn)	2,512.77	2,458.95	-2.14	15.97
Value Traded (?'000)	1,610,723.68	651,102.81	-59.58	
Volume Traded	58,854,340	21,344,014	-63.73	
Deals	50	38	-24.00	

Source: NASD, SCM Capital Research

Equities

Bearish Start to the Week as ASI Slips 0.21%:

The local bourse opened the week on a negative note, extending its bearish run from the previous session. The All-Share Index declined by 0.21% to close at 200,484.43 points, pressured by sell-offs in STERLINGNG (-4.97%), WAPCO (-3.26%), ZENITHBANK (-2.86%), and GTCO (-0.99%). Consequently, the YTD return contracted to 28.84%, while market capitalisation declined by N275.15 billion to close at N128.69 trillion.

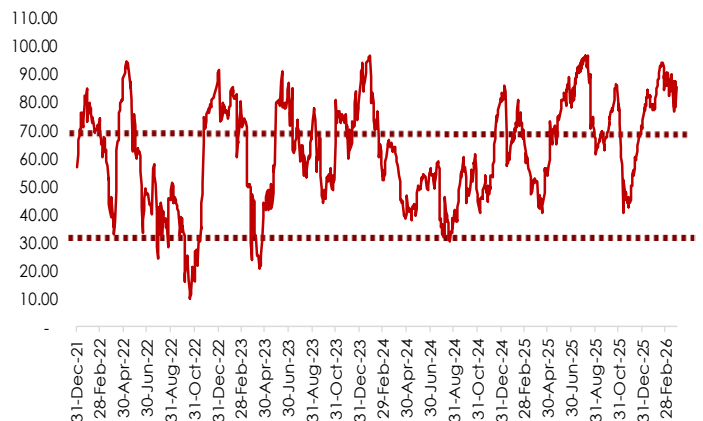
Activity levels were mixed, as traded volume edged lower by 0.26% to 593.10 million units, while traded value increased by 5.06% to N25.62 billion. ACCESSCORP (0.00%) led the volume chart with 86.64 million units traded, while FIRSTHOLDCO (+0.99%) topped the value chart with 84.56 million units exchanged in deals worth N4.26 billion. Investor sentiment, as measured by market breadth (advance/decline ratio), weakened to 0.79x from 0.92x, reflecting 27 gainers against 34 decliners.

Performance across tracked indices was largely bearish, with four of the five sectors under coverage closing in the red. The Insurance and Banking indices led the laggards, declining by 1.38% and 0.81%, respectively. Similarly, the Industrial Goods and Consumer Goods indices fell by 0.45% and 0.01%, respectively. On the flipside, bargain hunting in OANDO (+1.96%) drove the Oil & Gas index up by 0.10%.

OUTLOOK

Sentiment in the local bourse is projected to be mixed as investors weigh the impact of energy shocks and the anticipated policy response. Portfolio rebalancing ahead of the banks' recapitalization deadline, alongside dividend distributions, the release of FY 2025 earnings from Tier-1 banks, and Q1 2026 earnings and economic data, is expected to shape the broader market.

RSI of NGX All Share Index

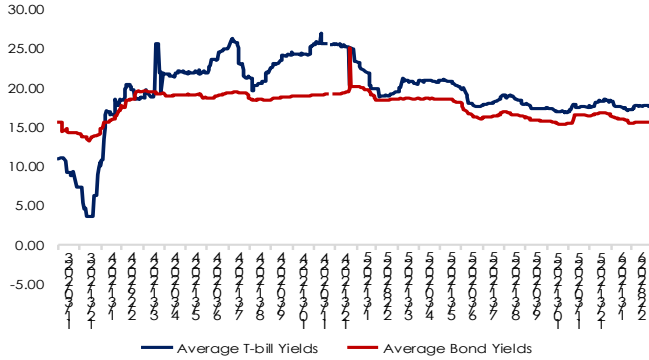




Money Market

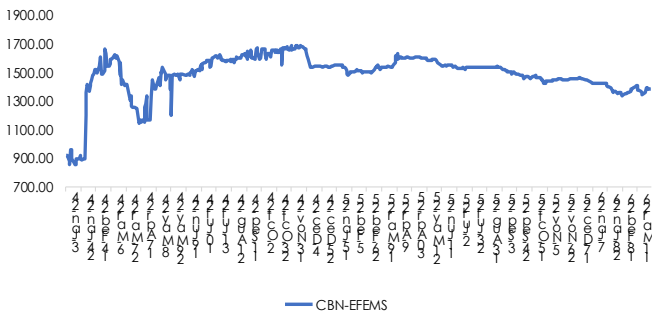
Monday, 30 March 2026

Fixed Income Yield Trend



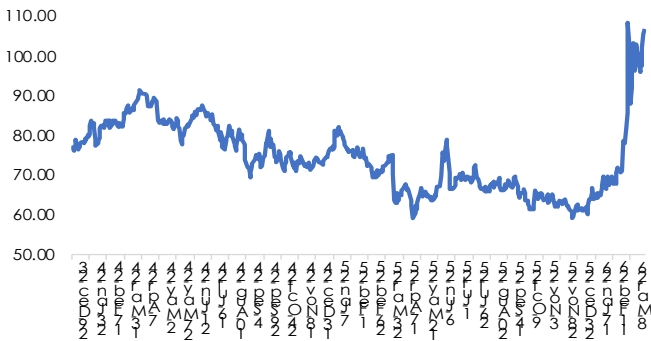
Source: FMDQ, SCM Capital Research

Foreign Exchange Rate Trend



Source: CBN, SCM Capital Research

Brent Crude Oil Price



Fixed income market summary

T-bills	30-Mar-26	27-Mar-26	Change(bp)
3m	16.68	16.70	↓ 0.02
6m	17.96	17.98	↓ 0.03
12m	19.11	19.14	↓ 0.03

FGN Bonds	Current	Previous	Change(bp)
3yrs	16.08	16.09	↓ 0.01
5yrs	16.25	16.25	↔ 0.00
7yrs	16.26	16.27	↓ 0.01
10yrs	14.85	14.85	↔ 0.00

FGN EuroBonds	Current	Previous	Change(bp)
3yrs	6.55	6.36	↑ 0.19
5yrs	7.32	7.19	↑ 0.13
7yrs	7.57	7.55	↑ 0.02
25yrs	8.64	8.65	↓ 0.01

FX	Current	Previous	Change(N)
CBN - EFEMS	1380.58	1383.88	↑ 3.30

Source: FMDQ, CBN, SCM Capital Research

Money Market

At the secondary NTB market, average yield moderated by 2bps to settle at 17.61%. The O/N rate narrowed by 1bp to close at 22.25%.

Fixed Income

At the secondary Bond market, yield narrowed by 2bps to an average of 15.57%.

Currency

The Naira at the EFEMS strengthened by 0.24% to close at N1 380 58/1190

DISCLAIMER: This report has been issued and approved by SCM Capital Limited. The report is based upon information from various sources that we believe are reliable; however no representation is made that it is accurate or complete. While reasonable care has been taken in preparing this document, no responsibility or liability is accepted for errors of fact or for any opinion expressed herein. This document is for information purposes only. It does not constitute any offer, recommendation or solicitation to any person to enter into any trading transaction. Any investments discussed may not be suitable for all investors. This report is provided solely for the information of clients of SCM Capital Limited ("SCM Capital") who are expected to make their own investment decisions without reliance on this report. SCM Capital accepts no liability whatsoever for any direct or consequential loss arising from any use of this report or its contents. This report is for private circulation only. This report may not be reproduced, distributed or published by any recipient for any purpose without prior express consent of Sterling Capital. Investments can fluctuate in price and value and the investor may get back less than was originally invested. Changes in rates of exchange may have an adverse effect on the value of the investment. Past performance is not necessarily a guide to future performance. SCM Capital is authorized and regulated by the Securities and Exchange Commission (SEC) to conduct investment banking, asset management and financial advisory services in Nigeria.



CONTACT