



**STOCK MARKET HIGHLIGHTS**

NGX Statistics	29-Apr-26	30-Apr-26	Change %	YTD (%)
NGX All- Share Index	237,205.59	242,277.81	2.14	55.69
Market Capitalization (N'Trn)	152.73	155.99	2.14	56.97
Market Cap. (\$'Bn)	110.62	113.08	2.23	
Total Value Traded (N'Bn)	69.05	104.25	50.98	
Total Value Traded (\$'Mn)	50.01	75.57	51.12	
Total Volume Traded (Mn)	1,333.39	1,871.05	40.32	
Number of Deals	83,265	92,039	10.54	
Market Breadth	1.15x			

Sectors	29-Apr-26	30-Apr-26	Change%	YTD (%)
Banks	2,269.54	2,281.39	0.52	50.50%
Insurance	1,187.34	1,186.50	-0.07	-0.24%
Consumer Goods	4,859.91	4,853.04	-0.14	22.07%
Oil and Gas	5,818.97	6,097.34	4.78	128.34%
Industrial Goods	10,829.56	11,277.17	4.13	98.66%

Top Gainers	Open (N)	Close (N)	Gain (N)	Gain (%)
BUACEMENT	380.00	418.00	38.00	10.00%
FINCOCOA	5.00	5.50	0.50	10.00%
SEPLAT	10,450.00	11,495.00	1,045.00	10.00%
UACN	165.00	181.50	16.50	10.00%
UNILEVER	125.00	137.50	12.50	10.00%

Top Losers	Open (N)	Close (N)	Loss (N)	Loss (%)
ALEX	10.55	9.50	-1.05	-9.95%
ROYALEX	1.51	1.36	-0.15	-9.93%
LEGENDINT	5.90	5.35	-0.55	-9.32%
AUSTINLAZ	3.73	3.39	-0.34	-9.12%
NEIMETH	8.95	8.30	-0.65	-7.26%

Source: NGX, SCM Capital Research

**NASD OTC Snapshot**

Statistics	29-Apr-26	30-Apr-26	Change %	YTD (%)
NSI	3,999.23	4,005.78	0.16	13.04
Market Capitalization (?'Bn)	2,392.83	2,396.75	0.16	13.04
Value Traded (?'000)	25,231.81	26,676.06	5.72	
Volume Traded	308,698	877,682	184.32	
Deals	28	56	100.00	

Source: NASD, SCM Capital Research

**Equities**

**Equities Market Ends Week on a Bullish Note**

The equities market closed today's trading session on a positive note, as the NGX-ASI rose by 2.14% to settle at 242,277.81 points. Consequently, market capitalization increased by N3.27 trillion to N155.99 trillion, bringing the year-to-date return to 55.69%.

Having gained in three out of four trading sessions this week, the broad index closed 7.33% higher w/w. Gains recorded in ARADEL (+20.48% w/w), WAPCO (+18.68% w/w), PRESCO (+16.16% w/w), AIRTELAFRI (+10.00% w/w), BUAFOODS (+8.65% w/w), among others, were able to offset losses in UBA (-22.27% w/w), FIRSHOLDCO (-13.80% w/w), INTBREW (-13.57% w/w), and ZENITHBANK (-3.97% w/w).

Market activity strengthened week-on-week, as volume and value traded advanced by 27.26% and 34.49%, respectively. A total of 4.84 billion shares valued at N287.76 billion were exchanged in 332,453 deals.

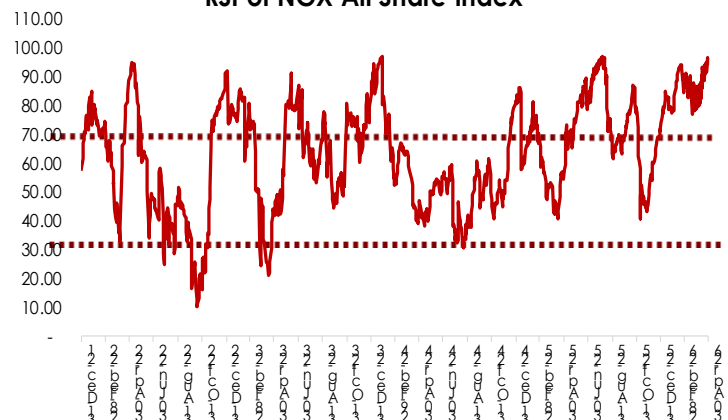
For today, ACCESSCORP (+1.00%) topped the volume chart with 934.96 million shares traded, while SEPLAT (+10.00%) led the value chart, with 2.22 million shares worth N25.50 billion.

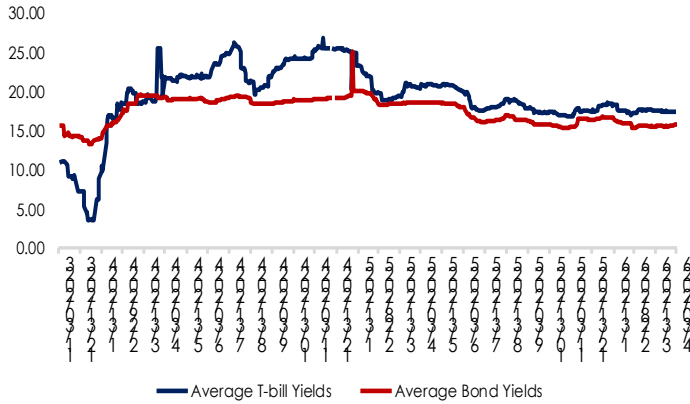
Investor sentiment, as measured by market breadth (advance/decline ratio), moderated to 1.15x from 1.17x in the previous session, reflecting 46 gainers against 40 decliners.

**OUTLOOK**

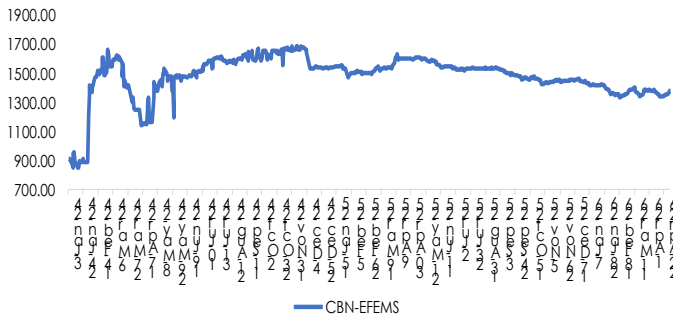
**The market direction is expected to be driven largely by Q1 2026 earnings releases, which are anticipated to spur sector rotation.**

**RSI of NGX All Share Index**

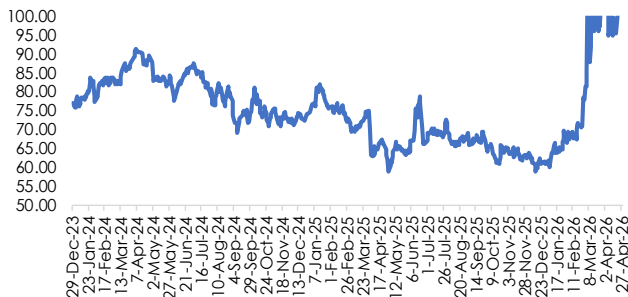


**Fixed Income Yield Trend**


Source: FMDQ, SCM Capital Research

**Foreign Exchange Rates Trend**


Source: CBN, SCM Capital Research

**Brent Crude Oil Price**

**Fixed income market summary**

T-bills	30-Apr-26	29-Apr-26	Change(bp)
3m	16.17	16.17	↓ 0.01
6m	17.15	17.15	↓ 0.01
12m	18.94	18.95	↓ 0.01

FGN Bonds	Current	Previous	Change(bp)
3yrs	16.18	16.18	→ 0.00
5yrs	16.80	16.80	→ 0.00
7yrs	16.81	16.61	↑ 0.20
10yrs	14.95	14.95	→ 0.00

FGN EuroBonds	Current	Previous	Change(bp)
3yrs	5.78	5.76	↑ 0.02
5yrs	6.64	6.64	→ 0.00
7yrs	6.72	6.72	→ 0.00
25yrs	8.08	8.07	↑ 0.01

FX	Current	Previous	Change(N)
CBN - EFEMS	1,379.46	1,380.71	↑ 1.25

Source: FMDQ, CBN, SCM Capital Research

**Money Market**

At the secondary NTB market, average yield increased by 1bp at 17.45%. The O/N rate rose by 19bps to settle at 22.30%.

**Fixed Income**

At the secondary Bond market, average yield advanced by 2bps to settle at 15.77%.

**Currency**

The Naira at the EFEMS appreciated by 0.09% to settle at N1,379.46/USD.

**DISCLAIMER:** This report has been issued and approved by SCM Capital Limited. The report is based upon information from various sources that we believe are reliable; however no representation is made that it is accurate or complete. While reasonable care has been taken in preparing this document, no responsibility or liability is accepted for errors of fact or for any opinion expressed herein. This document is for information purposes only. It does not constitute any offer, recommendation or solicitation to any person to enter into any trading transaction. Any investments discussed may not be suitable for all investors. This report is provided solely for the information of clients of SCM Capital Limited ("SCM Capital") who are expected to make their own investment decisions without reliance on this report. SCM Capital accepts no liability whatsoever for any direct or consequential loss arising from any use of this report or its contents. This report is for private circulation only. This report may not be reproduced, distributed or published by any recipient for any purpose without prior express consent of Sterling Capital. Investments can fluctuate in price and value and the investor may get back less than was originally invested. Changes in rates of exchange may have an adverse effect on the value of the investment. Past performance is not necessarily a guide to future performance. SCM Capital is authorized and regulated by the Securities and Exchange Commission (SEC) to conduct investment banking, asset management and financial advisory services in Nigeria.

© 2024 SCM Limited. All rights reserved.


**Investment Banking | Advisory Services | Asset Management | Research**
**CONTACT**
**19th Floor, Stock Exchange House, 2-4 Customs Street, Lagos**

research@scmcapitalng.com | +234 -01-2802226-8