

**Daily Market Recap**

Monday, 1 June 2026

**STOCK MARKET HIGHLIGHTS**

NGX Statistics	29-May-26	01-Jun-26	Change %	YTD (%)
NGX All- Share Index	250,385.47	247,560.66	-1.13	59.09
Market Capitalization (N'Trn)	160.51	158.70	-1.13	59.69
Market Cap. (\$'Bn)	116.70	115.56	-0.97	
Total Value Traded (N'Bn)	43.39	44.25	1.96	
Total Value Traded (\$'Mn)	31.55	32.22	2.12	
Total Volume Traded (Mn)	1,204.58	1,127.67	-6.38	
Number of Deals	93,494	91,741	-1.87	
Market Breadth	0.65x			

Sectors	29-May-26	01-Jun-26	Change%	YTD (%)
Banks	2,358.17	2,323.11	-1.49	53.25%
Insurance	1,263.03	1,273.00	0.79	7.04%
Consumer Goods	4,904.64	4,905.76	0.02	23.40%
Oil and Gas	5,979.61	5,965.99	-0.23	123.43%
Industrial Goods	12,246.58	11,773.61	-3.86	107.41%

Top Gainers	Open (N)	Close (N)	Gain (N)	Gain (%)
INTENEGINS	4.52	4.97	0.45	9.96%
CONHALLPLC	6.25	6.87	0.62	9.92%
TIP	28.40	31.20	2.80	9.86%
RTBRISCOE	13.65	14.90	1.25	9.16%
IKEJAHOTEL	40.20	43.70	3.50	8.71%

Top Losers	Open (N)	Close (N)	Loss (N)	Loss (%)
BUACEMENT	420.00	378.00	-42.00	-10.00%
TRANSEXPR	5.28	4.76	-0.52	-9.85%
JOHNHOLT	16.95	15.30	-1.65	-9.73%
REDSTAREX	34.00	30.70	-3.30	-9.71%
DEAPCAP	5.68	5.16	-0.52	-9.15%

Source: NGX, SCM Capital Research

**NASD OTC Snapshot**

Statistics	29-May-26	01-Jun-26	Change %	YTD (%)
NSI	4,333.64	4,324.68	-0.21	22.04
Market Capitalization (?'Bn)	2,592.91	2,587.55	-0.21	22.04
Value Traded (?'000)	31,354.61	177,426.33	465.87	
Volume Traded	666,857	3,589,365	438.25	
Deals	27	37	37.04	

Source: NASD, SCM Capital Research

**Equities**
**Bears Dominate First Trading Session of June.**

The stock market opened the new month and first trading session of the week on a bearish note, as the NGX-ASI declined by 1.13% to settle at 247,560.66 points. The market's negative performance was driven by profit-taking in BUACEMENT (-10.00%), OANDO (-5.78%), FIRSTHOLDCO (-4.29%), ZENITHBANK (-1.72%), GTCO (-0.73%), among others. Consequently, market capitalisation decreased by N1.81 trillion to N158.70 trillion, bringing the year-to-date return to 59.09%.

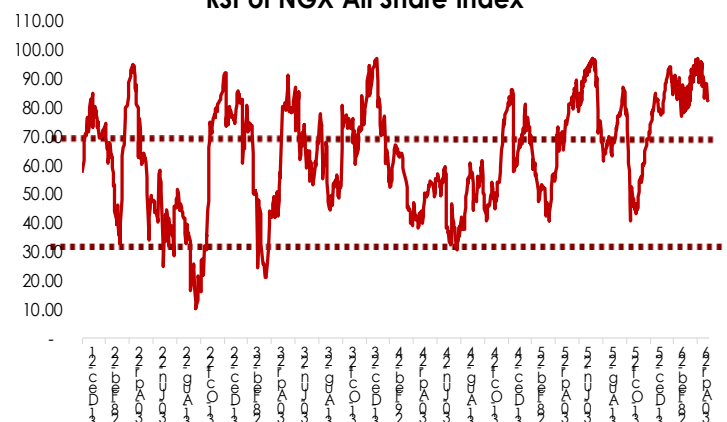
Market activity was mixed, as volume traded fell by 6.38% to 1.13 billion units of shares traded, while value traded rose by 1.96% to N44.25 billion. ABBEYBDS (+6.30%) topped the volume chart with 29.16 million units of shares traded, while ARADEL (0.00%) led the value chart with 3.53 million shares worth N6.31 billion.

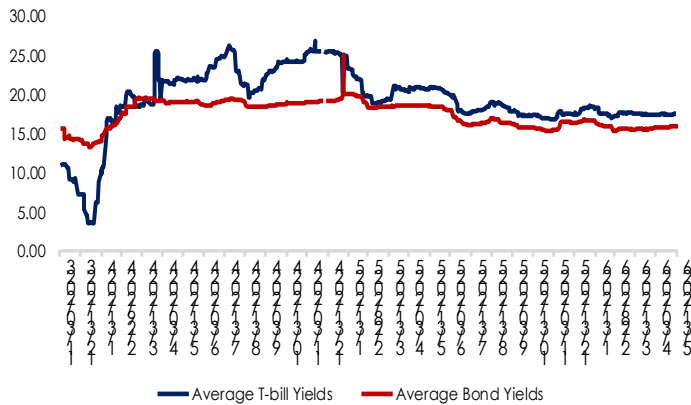
Investor sentiment, as measured by market breadth (advancers-to-decliners ratio), waned to 0.65x from 0.86x in the previous session, reflecting 24 gainers against 37 decliners.

Performance across tracked indices was largely bearish, as the Industrial Goods, Banking, and Oil & Gas indices moderated by 3.86%, 1.49%, and 0.23%, respectively. On the flip side, the Insurance and Consumer Goods indices advanced by 0.79% and 0.02%, respectively.

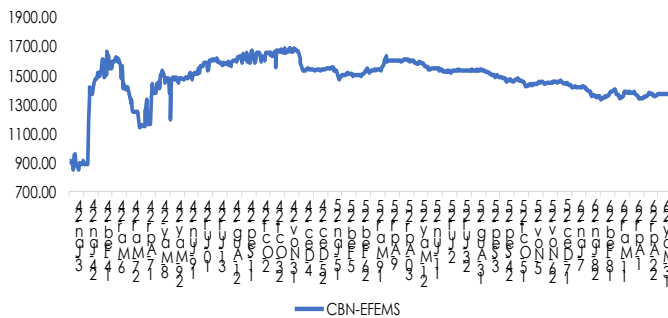
**OUTLOOK**

*We expect mixed sentiments in the equities market.*

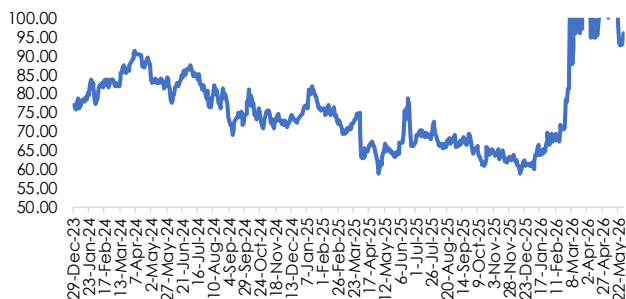
**RSI of NGX All Share Index**


**Fixed Income Yield Trend**


Source: FMDQ, SCM Capital Research

**Foreign Exchange Rates Trend**


Source: CBN, SCM Capital Research

**Brent Crude Oil Price**

**Fixed income market summary**

T-bills	1-Jun-26	29-May-26	Change(bp)
3m	16.35	16.37	↓ 0.02
6m	17.27	17.29	↓ 0.02
12m	18.71	18.73	↓ 0.03

FGN Bonds	Current	Previous	Change(bp)
3yrs	16.20	16.20	→ 0.00
5yrs	17.01	17.01	→ 0.00
7yrs	17.08	17.08	→ 0.00
10yrs	14.96	14.96	→ 0.00

FGN EuroBonds	Current	Previous	Change(bp)
3yrs	5.89	5.91	↓ 0.02
5yrs	6.52	6.55	↓ 0.03
7yrs	6.63	6.65	↓ 0.02
25yrs	7.92	7.94	↓ 0.02

FX	Current	Previous	Change(N)
CBN - EFEMS	1,373.25	1,375.41	↑ 2.16

Source: FMDQ, CBN, SCM Capital Research

**Money Market**

At the secondary NTB market, average yield fell by 4bps to settle at 17.55%. The O/N rate increased by 5bps to settle at 22.24%.

**Fixed Income**

At the secondary Bond market, average yield closed flat at 16.02%.

**Currency**

The Naira at the EFEMS appreciated by 0.16% to settle at N1,373.25/USD.

**DISCLAIMER:** This report has been issued and approved by SCM Capital Limited. The report is based upon information from various sources that we believe are reliable; however no representation is made that it is accurate or complete. While reasonable care has been taken in preparing this document, no responsibility or liability is accepted for errors of fact or for any opinion expressed herein. This document is for information purposes only. It does not constitute any offer, recommendation or solicitation to any person to enter into any trading transaction. Any investments discussed may not be suitable for all investors. This report is provided solely for the information of clients of SCM Capital Limited ("SCM Capital") who are expected to make their own investment decisions without reliance on this report. SCM Capital accepts no liability whatsoever for any direct or consequential loss arising from any use of this report or its contents. This report is for private circulation only. This report may not be reproduced, distributed or published by any recipient for any purpose without prior express consent of Sterling Capital. Investments can fluctuate in price and value and the investor may get back less than was originally invested. Changes in rates of exchange may have an adverse effect on the value of the investment. Past performance is not necessarily a guide to future performance. SCM Capital is authorized and regulated by the Securities and Exchange Commission (SEC) to conduct investment banking, asset management and financial advisory services in Nigeria.

© 2024 SCM Limited. All rights reserved.


**Investment Banking | Advisory Services | Asset Management | Research**
**CONTACT**
**19th Floor, Stock Exchange House, 2-4 Customs Street, Lagos**

research@scmcapitalng.com | +234 -01-2802226-8