

STOCK MARKET HIGHLIGHTS

NGX Statistics	07-May-26	08-May-26	Change %	YTD (%)
NGX All- Share Index	239,734.61	244,775.83	2.10	57.30
Market Capitalization (N'Trn)	153.86	157.09	2.10	58.08
Market Cap. (\$Bn)	113.35	115.86	2.22	
Total Value Traded (N'Bn)	72.13	59.80	-17.09	
Total Value Traded (\$'Mn)	53.14	44.10	-17.00	
Total Volume Traded (Mn)	1,829.93	1,155.00	-36.88	
Number of Deals	80,967	72,733	-10.17	
Market Breadth	1.45x			

Sectors	07-May-26	08-May-26	Change%	YTD (%)
Banks	2,249.21	2,324.59	3.35	53.35%
Insurance	1,238.57	1,234.03	-0.37	3.76%
Consumer Goods	4,930.94	4,941.05	0.21	24.29%
Oil and Gas	5,889.73	5,897.76	0.14	120.87%
Industrial Goods	11,050.59	11,853.34	7.26	108.81%

Top Gainers	Open (N)	Close (N)	Gain (N)	Gain (%)
NEIMETH	9.00	9.90	0.90	10.00%
CADBURY	66.00	72.60	6.60	10.00%
LIVINGTRUST	3.20	3.52	0.32	10.00%
MECURE	66.00	72.60	6.60	10.00%
DANGCEM	989.10	1,088.00	98.90	10.00%

Top Losers	Open (N)	Close (N)	Loss (N)	Loss (%)
IMG	47.00	42.30	-4.70	-10.00%
UACN	190.00	171.00	-19.00	-10.00%
ETERNA	37.25	33.55	-3.70	-9.93%
LEARNAFRCA	9.10	8.20	-0.90	-9.89%
DEAPCAP	6.09	5.50	-0.59	-9.69%

Source: NGX, SCM Capital Research

NASD OTC Snapshot

Statistics	07-May-26	08-May-26	Change %	YTD (%)
NSI	4,110.38	4,158.77	1.18	17.36
Market Capitalization (?'Bn)	2,459.33	2,488.29	1.18	17.36
Value Traded (?'000)	30,563.90	34,037.51	11.37	
Volume Traded	372,916	528,891	41.83	
Deals	27	25	-7.41	

Source: NASD, SCM Capital Research

Equities
Equities market ends week on a positive note

The equities market closed today's trading session on a positive note, as the NGX-ASI rose by 2.10% to settle at 244,775.83 points. Consequently, market capitalisation increased by N3.24 trillion to N157.09 trillion, bringing the year-to-date return to 57.30%.

Having gained in three out of five trading sessions this week, the broad index closed 1.03% higher w/w. Gains recorded in CAP (+60.95% w/w), DANGSUGAR (+33.43% w/w), BERGER (+32.84% w/w), DANGCEM (+12.16% w/w), AIRTELAFRI (+10.00% w/w), STANBIC (+7.27% w/w), among others, were able to offset losses in GUINNESS (-18.99% w/w), MTNN (-12.45% w/w), and ARADEL (-7.11% w/w).

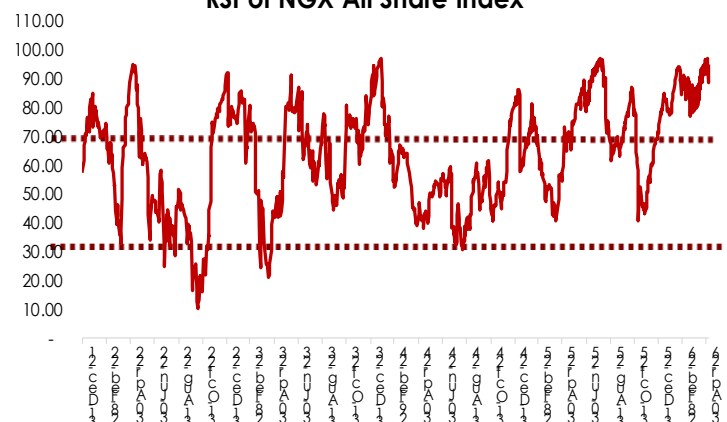
Market activity strengthened week-on-week, as volume and value traded advanced by 46.11% and 12.72%, respectively. A total of 7.07 billion units of shares valued at N324.25 billion were exchanged in 474,434 deals.

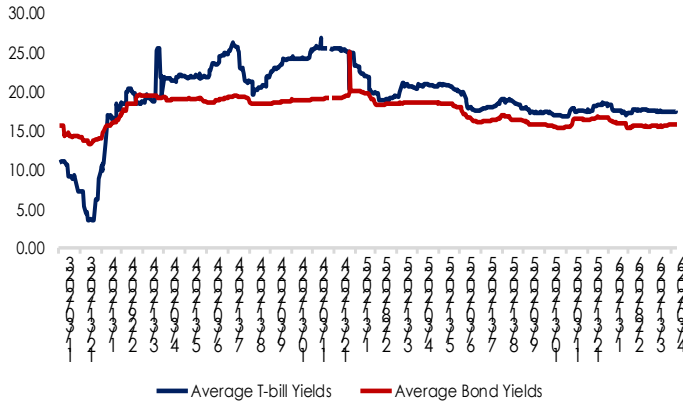
For today, ACCESSCORP (+0.64%) topped the volume chart with 104.43 million units traded, while MTNN (-1.71%) led the value chart, with 9.10 million shares worth N7.39 billion.

Investor sentiment, as measured by market breadth (advance/decline ratio), improved to 1.45x from 1.40x in the previous session, reflecting 45 gainers against 31 decliners.

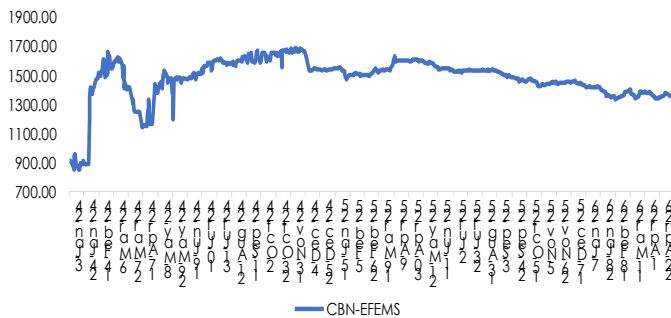
OUTLOOK

The market direction is expected to be driven largely by Q1 2026 earnings releases, which are anticipated to spur sector rotation.

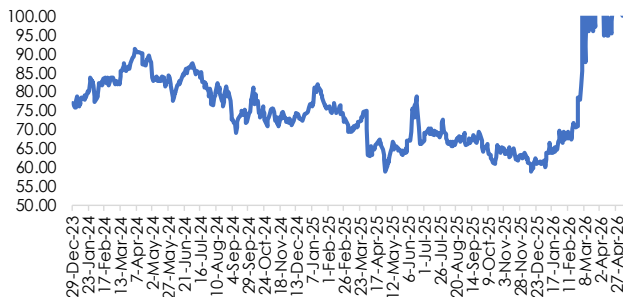
RSI of NGX All Share Index


Fixed Income Yield Trend


Source: FMDQ, SCM Capital Research

Foreign Exchange Rates Trend


Source: CBN, SCM Capital Research

Brent Crude Oil Price

Fixed income market summary

T-bills	8-May-26	7-May-26	Change(bp)
3m	16.51	16.42	↑ 0.10
6m	17.82	17.55	↑ 0.27
12m	19.02	18.87	↑ 0.14

FGN Bonds	Current	Previous	Change(bp)
3yrs	16.19	16.19	→ 0.00
5yrs	16.71	16.71	→ 0.00
7yrs	16.85	16.71	↑ 0.15
10yrs	14.96	14.96	→ 0.00

FGN EuroBonds	Current	Previous	Change(bp)
3yrs	5.67	5.62	↑ 0.05
5yrs	6.47	6.45	↑ 0.02
7yrs	6.54	6.49	↑ 0.05
25yrs	7.97	7.93	↑ 0.04

FX	Current	Previous	Change(N)
CBN - EFEMS	1,355.85	1,357.34	↑ 1.49

Source: FMDQ, CBN, SCM Capital Research

Money Market

At the secondary NTB market, average yield increased by 13bps to settle at 17.60%. The O/N rate fell by 6bps to settle at 22.19%.

Fixed Income

At the secondary Bond market, average yield closed flat at 15.77%.

Currency

The Naira at the EFEMS appreciated by 0.11% to settle at N1,355.85/USD.

DISCLAIMER: This report has been issued and approved by SCM Capital Limited. The report is based upon information from various sources that we believe are reliable; however no representation is made that it is accurate or complete. While reasonable care has been taken in preparing this document, no responsibility or liability is accepted for errors of fact or for any opinion expressed herein. This document is for information purposes only. It does not constitute any offer, recommendation or solicitation to any person to enter into any trading transaction. Any investments discussed may not be suitable for all investors. This report is provided solely for the information of clients of SCM Capital Limited ("SCM Capital") who are expected to make their own investment decisions without reliance on this report. SCM Capital accepts no liability whatsoever for any direct or consequential loss arising from any use of this report or its contents. This report is for private circulation only. This report may not be reproduced, distributed or published by any recipient for any purpose without prior express consent of Sterling Capital. Investments can fluctuate in price and value and the investor may get back less than was originally invested. Changes in rates of exchange may have an adverse effect on the value of the investment. Past performance is not necessarily a guide to future performance. SCM Capital is authorized and regulated by the Securities and Exchange Commission (SEC) to conduct investment banking, asset management and financial advisory services in Nigeria.

© 2024 SCM Limited. All rights reserved.