

Daily Market Recap

Friday, 15 May 2026

STOCK MARKET HIGHLIGHTS

NGX Statistics	14-May-26	15-May-26	Change %	YTD (%)
NGX All- Share Index	252,243.11	250,330.92	-0.76	60.87
Market Capitalization (N'Trn)	161.67	160.44	-0.76	61.45
Market Cap. (\$Bn)	117.96	117.04	-0.78	
Total Value Traded (N'Bn)	41.54	44.28	6.59	
Total Value Traded (\$'Mn)	30.31	32.30	6.57	
Total Volume Traded (Mn)	1,039.42	1,084.03	4.29	
Number of Deals	74,677	65,625	-12.12	
Market Breadth	1.68x			

Sectors	14-May-26	15-May-26	Change%	YTD (%)
Banks	2,393.89	2,390.19	-0.15	57.68%
Insurance	1,237.92	1,267.90	2.42	6.61%
Consumer Goods	5,067.86	5,022.43	-0.90	26.34%
Oil and Gas	6,097.42	5,827.55	-4.43	118.24%
Industrial Goods	12,415.67	12,405.99	-0.08	118.55%

Top Gainers	Open (N)	Close (N)	Gain (N)	Gain (%)
ABCTTRANS	5.70	6.27	0.57	10.00%
MAYBAKER	43.00	47.30	4.30	10.00%
SCOA	30.05	33.05	3.00	9.98%
TRANSEXPR	6.42	7.06	0.64	9.97%
DAARCOMM	2.05	2.25	0.20	9.76%

Top Losers	Open (N)	Close (N)	Loss (N)	Loss (%)
ZICHIS	32.69	29.43	-3.26	-9.97%
FINCOCOA	9.95	8.96	-0.99	-9.95%
TIP	35.85	32.30	-3.55	-9.90%
LIVINGTRUST	4.25	3.83	-0.42	-9.88%
INTENEGINS	3.09	2.79	-0.30	-9.71%

Source: NGX, SCM Capital Research

NASD OTC Snapshot

Statistics	14-May-26	15-May-26	Change %	YTD (%)
NSI	4,130.21	4,188.41	1.41	18.19
Market Capitalization (?'Bn)	2,471.20	2,506.02	1.41	18.19
Value Traded (?'000)	23,173.52	29,563.31	27.57	
Volume Traded	417,349	1,171,803	180.77	
Deals	31	24	-22.58	

Source: NASD, SCM Capital Research

Equities
Stock market ends week on a negative note

The stock market closed today's trading session in negative territory, as the NGX-ASI declined by 0.76% to settle at 250,330.92 points. Consequently, market capitalisation decreased by N1.23 trillion to N160.44 trillion, bringing the year-to-date return to 60.87%.

Having gained in three out of five trading sessions this week, the broad index closed 2.27% higher w/w. Gains recorded in BERGER (+55.57% w/w), FIDSON (+32.52% w/w), UBA (+10.00% w/w), ACCESSCORP (+9.11% w/w), DANGCEM (+8.46% w/w), among others, were able to offset losses in ZICHIS (-11.78% w/w), STANBIC (-7.91% w/w), and ARADEL (-2.40% w/w).

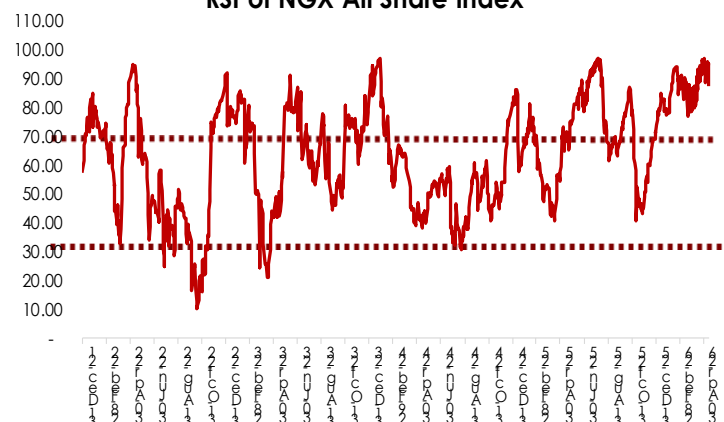
Market activity strengthened week-on-week, as volume and value traded advanced by 9.85% and 15.32%, respectively. A total of 7.77 billion units of shares valued at N374.04 billion were exchanged in 402,941 deals.

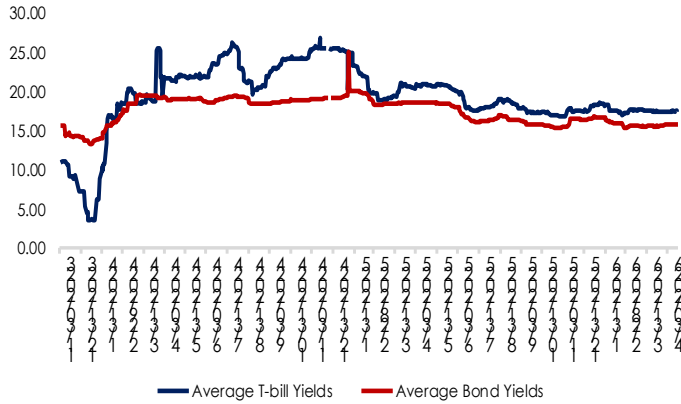
For today, CHAMS (+1.01%) led the volume chart with 328.50 million shares traded, while ARADEL (-8.69%) topped the value chart with 5.07 million shares worth N69.44 billion.

Investor sentiment, as measured by market breadth (advance-to-decline ratio), improved to 1.68x from 1.32x in the previous session, reflecting 47 gainers against 28 decliners.

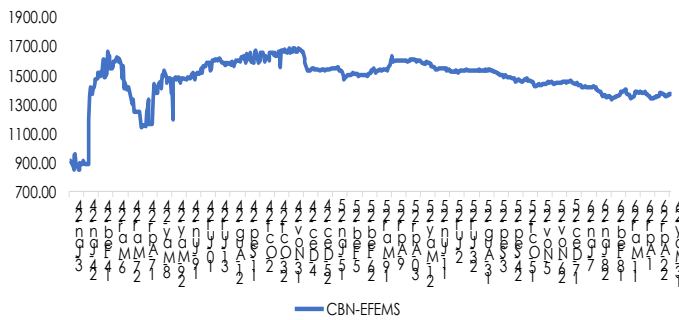
OUTLOOK

We expect the local bourse to sustain a cautiously positive outlook, supported by strong liquidity levels and improving market participation. Nevertheless, intermittent profit-taking in select large-cap stocks could keep sentiment mixed.

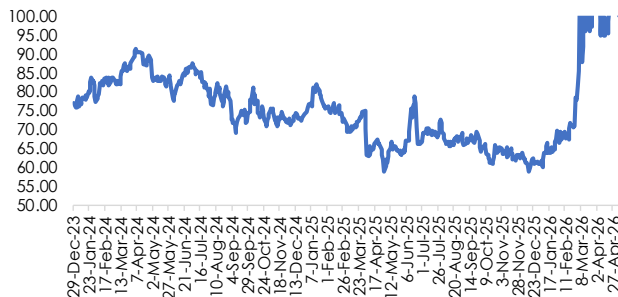
RSI of NGX All Share Index


Fixed Income Yield Trend


Source: FMDQ, SCM Capital Research

Foreign Exchange Rates Trend


Source: CBN, SCM Capital Research

Brent Crude Oil Price

Fixed income market summary

T-bills	15-May-26	14-May-26	Change(bp)
3m	16.32	16.33	↓ 0.01
6m	17.51	17.52	↓ 0.01
12m	18.61	18.76	↓ 0.15

FGN Bonds	Current	Previous	Change(bp)
3yrs	16.19	16.19	→ 0.00
5yrs	16.70	16.70	→ 0.00
7yrs	16.83	16.83	→ 0.00
10yrs	14.96	14.96	→ 0.00

FGN EuroBonds	Current	Previous	Change(bp)
3yrs	5.92	5.80	↑ 0.12
5yrs	6.72	6.60	↑ 0.12
7yrs	6.83	6.66	↑ 0.17
25yrs	8.10	8.02	↑ 0.08

FX	Current	Previous	Change(N)
CBN - EFEMS	1,370.89	1,370.56	↓ 0.33

Source: FMDQ, CBN, SCM Capital Research

Money Market

At the secondary NTB market, average yield decreased by 2bps to settle at 17.51%. The O/N rate rose by 4bps to settle at 22.24%.

Fixed Income

At the secondary Bond market, average yield increased by 1bp to settle at 15.80%.

Currency

The Naira at the EFEMS depreciated by 0.02% to settle at N1,370.89/USD.

DISCLAIMER: This report has been issued and approved by SCM Capital Limited. The report is based upon information from various sources that we believe are reliable; however no representation is made that it is accurate or complete. While reasonable care has been taken in preparing this document, no responsibility or liability is accepted for errors of fact or for any opinion expressed herein. This document is for information purposes only. It does not constitute any offer, recommendation or solicitation to any person to enter into any trading transaction. Any investments discussed may not be suitable for all investors. This report is provided solely for the information of clients of SCM Capital Limited ("SCM Capital") who are expected to make their own investment decisions without reliance on this report. SCM Capital accepts no liability whatsoever for any direct or consequential loss arising from any use of this report or its contents. This report is for private circulation only. This report may not be reproduced, distributed or published by any recipient for any purpose without prior express consent of Sterling Capital. Investments can fluctuate in price and value and the investor may get back less than was originally invested. Changes in rates of exchange may have an adverse effect on the value of the investment. Past performance is not necessarily a guide to future performance. SCM Capital is authorized and regulated by the Securities and Exchange Commission (SEC) to conduct investment banking, asset management and financial advisory services in Nigeria.