

Daily Market Recap

Friday, 29 May 2026

STOCK MARKET HIGHLIGHTS

NGX Statistics	26-May-26	29-May-26	Change %	YTD (%)
NGX All- Share Index	249,738.84	250,385.47	0.26	60.90
Market Capitalization (N'Trn)	160.09	160.51	0.26	61.52
Market Cap. (\$'Bn)	116.44	116.70	0.22	
Total Value Traded (N'Bn)	27.20	43.39	59.52	
Total Value Traded (\$'Mn)	19.79	31.55	59.46	
Total Volume Traded (Mn)	563.99	1,204.58	113.58	
Number of Deals	65,566	93,494	42.60	
Market Breadth	0.88x			

Sectors	26-May-26	29-May-26	Change%	YTD (%)
Banks	2,374.45	2,358.17	-0.69	55.57%
Insurance	1,234.66	1,263.03	2.30	6.20%
Consumer Goods	4,928.95	4,904.64	-0.49	23.37%
Oil and Gas	5,720.53	5,979.61	4.53	123.94%
Industrial Goods	12,252.17	12,246.58	-0.05	115.74%

Top Gainers	Open (N)	Close (N)	Gain (N)	Gain (%)
SOVRENINS	2.50	2.75	0.25	10.00%
ZICHIS	30.00	33.00	3.00	10.00%
INTENEGINS	4.11	4.52	0.41	9.98%
MCNICHOLS	7.92	8.70	0.78	9.85%
ARADEL	1,764.50	1,933.80	169.30	9.59%

Top Losers	Open (N)	Close (N)	Loss (N)	Loss (%)
AUSTINLAZ	4.40	3.96	-0.44	-10.00%
CAP	199.00	179.10	-19.90	-10.00%
PREMINTS	37.50	33.75	-3.75	-10.00%
LIVINGTRUST	4.45	4.01	-0.44	-9.89%
JOHNHOLT	18.80	16.95	-1.85	-9.84%

Source: NGX, SCM Capital Research

NASD OTC Snapshot

Statistics	26-May-26	29-May-26	Change %	YTD (%)
NSI	4,297.17	4,333.64	0.85	22.29
Market Capitalization (?'Bn)	2,571.09	2,592.91	0.85	22.29
Value Traded (?'000)	129,865.47	31,354.61	-75.86	
Volume Traded	2,175,295	666,857	-69.34	
Deals	52	27	-48.08	

Source: NASD, SCM Capital Research

Equities
Stock Market Closes Week Bullish.

The stock market closed the week on a bullish note as the NGX-ASI rose by 0.26% to settle at 250,385.47 points. Consequently, market capitalisation increased by N414.53 billion to N106.51 trillion, bringing the year-to-date return to 60.90%.

Having gained in two out of three trading sessions this week, the broad index closed 0.27% w/w. Gains recorded in INTENEGINS (+35.52% w/w), SOVRENINS (+20.61% w/w), TANTALIZER (+18.03% w/w), NEM (+9.67% w/w), ARADEL (+5.53% w/w), among others, were able to offset losses in DANGSUGAR (-18.77% w/w), HONYFLOUR (-9.79% w/w), ACCESSCORP (-3.61% w/w), and ZENITHBANK (-0.68%) .

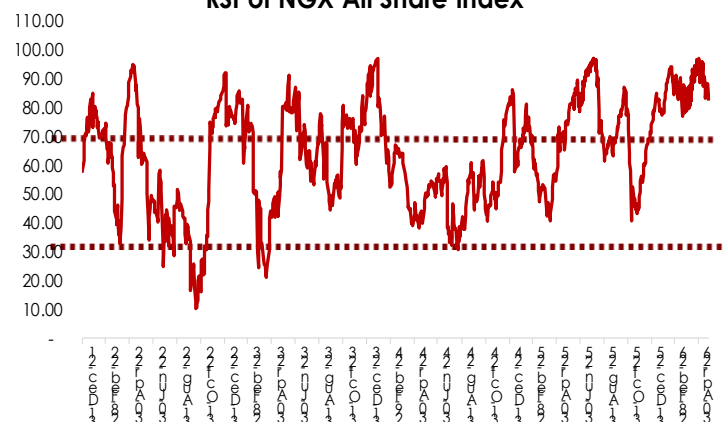
Market activity weakened week-on-week, as volume and value traded moderated by 38.12% and 31.08%, respectively. A total of 2.40 billion units of shares valued at N111.48 billion were exchanged in 241,310 deals.

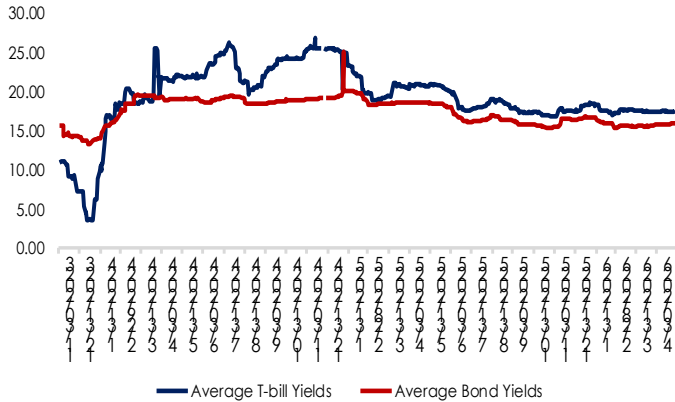
For today, FIDELITYBK (-1.85%) topped both the volume and value charts with 482.92 million shares worth N8.72 billion.

Investor sentiment, as measured by market breadth (advance-to-decline ratio), improved to 0.88x from 1.47x in the previous session, reflecting 30 gainers against 34 decliners.

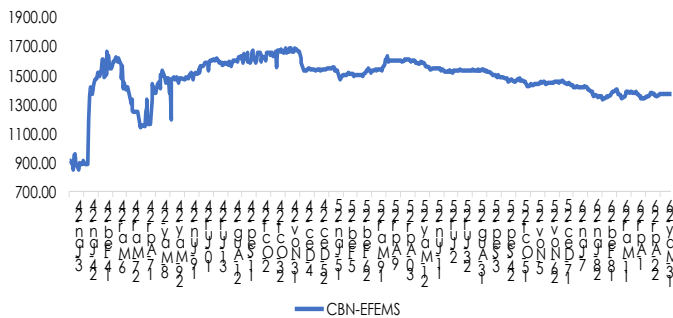
OUTLOOK

We expect the local bourse to sustain a cautiously positive outlook, supported by strong liquidity levels and improving market participation. Nevertheless, intermittent profit-taking in select large-cap stocks could keep sentiment mixed, with investors likely to maintain interest in Industrial Goods, Consumer Goods, and Banking tickers.

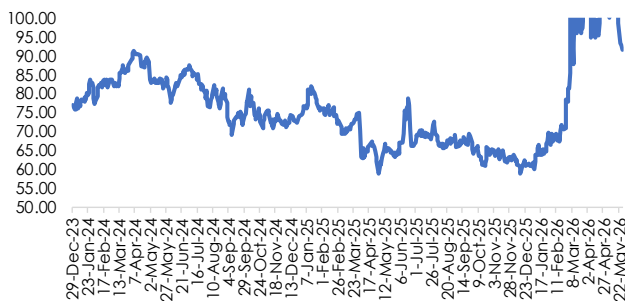
RSI of NGX All Share Index


Fixed Income Yield Trend


Source: FMDQ, SCM Capital Research

Foreign Exchange Rates Trend


Source: CBN, SCM Capital Research

Brent Crude Oil Price

Fixed income market summary

T-bills	29-May-26	26-May-26	Change(bp)
3m	16.37	16.39	↓ 0.02
6m	17.29	17.32	↓ 0.02
12m	18.73	18.76	↓ 0.03

FGN Bonds	Current	Previous	Change(bp)
3yrs	16.20	16.20	→ 0.00
5yrs	17.01	17.01	→ 0.00
7yrs	17.09	16.89	↑ 0.20
10yrs	14.96	14.96	→ 0.00

FGN EuroBonds	Current	Previous	Change(bp)
3yrs	5.91	6.03	↓ 0.12
5yrs	6.55	6.71	↓ 0.16
7yrs	6.65	6.83	↓ 0.18
25yrs	7.94	8.02	↓ 0.08

FX	Current	Previous	Change(N)
CBN - EFEMS	1,375.41	1,374.92	↓ 0.49

Source: FMDQ, CBN, SCM Capital Research

Money Market

At the secondary NTB market, average yield advanced by 14bps to settle at 17.60%. The O/N rate closed flat at 22.19%.

Fixed Income

At the secondary Bond market, average yield closed flat at 16.02%.

Currency

The Naira at the EFEMS depreciated by 0.04% to settle at N1,375.41/USD.

DISCLAIMER: This report has been issued and approved by SCM Capital Limited. The report is based upon information from various sources that we believe are reliable; however no representation is made that it is accurate or complete. While reasonable care has been taken in preparing this document, no responsibility or liability is accepted for errors of fact or for any opinion expressed herein. This document is for information purposes only. It does not constitute any offer, recommendation or solicitation to any person to enter into any trading transaction. Any investments discussed may not be suitable for all investors. This report is provided solely for the information of clients of SCM Capital Limited ("SCM Capital") who are expected to make their own investment decisions without reliance on this report. SCM Capital accepts no liability whatsoever for any direct or consequential loss arising from any use of this report or its contents. This report is for private circulation only. This report may not be reproduced, distributed or published by any recipient for any purpose without prior express consent of Sterling Capital. Investments can fluctuate in price and value and the investor may get back less than was originally invested. Changes in rates of exchange may have an adverse effect on the value of the investment. Past performance is not necessarily a guide to future performance. SCM Capital is authorized and regulated by the Securities and Exchange Commission (SEC) to conduct investment banking, asset management and financial advisory services in Nigeria.

© 2024 SCM Limited. All rights reserved.