



STOCK MARKET HIGHLIGHTS

NGX Statistics	05-Jun-26	08-Jun-26	Change %	YTD (%)
NGX All- Share Index	242,593.31	243,396.25	0.33	56.41
Market Capitalization (N'Trn)	155.59	156.11	0.33	57.09
Market Cap. (\$'Bn)	114.51	114.60	0.08	
Total Value Traded (N'Bn)	32.01	58.05	81.34	
Total Value Traded (\$'Mn)	23.56	42.61	80.88	
Total Volume Traded (Mn)	608.45	746.09	22.62	
Number of Deals	53,755	75,217	39.93	
Market Breadth	1.07x			

Sectors	05-Jun-26	08-Jun-26	Change%	YTD (%)
Banks	2,277.54	2,291.05	0.59	51.14%
Insurance	1,239.21	1,246.84	0.62	4.84%
Consumer Goods	4,799.33	4,804.31	0.10	20.85%
Oil and Gas	5,669.73	5,692.30	0.40	113.18%
Industrial Goods	11,707.41	11,707.04	-0.00	106.24%

Top Gainers	Open (N)	Close (N)	Gain (N)	Gain (%)
INTENEGINS	7.26	7.98	0.72	9.92%
TIP	29.25	32.15	2.90	9.91%
ABCTRANS	6.20	6.80	0.60	9.68%
ABBEYBDS	9.35	10.25	0.90	9.63%
UPDCREIT	10.10	11.00	0.90	8.91%

Top Losers	Open (N)	Close (N)	Loss (N)	Loss (%)
FIDSON	136.50	122.85	-13.65	-10.00%
ACADEMY	8.25	7.45	-0.80	-9.70%
RTBRISCOE	14.85	13.45	-1.40	-9.43%
SUNUASSUR	4.48	4.06	-0.42	-9.38%
LEARNAFRCA	11.50	10.50	-1.00	-8.70%

Source: NGX, SCM Capital Research

NASD OTC Snapshot

Statistics	05-Jun-26	08-Jun-26	Change %	YTD (%)
NSI	4,358.32	4,356.20	-0.05	22.93
Market Capitalization (?'Bn)	2,607.68	2,606.41	-0.05	22.93
Value Traded (?'000)	17,933.86	20,199.53	12.63	
Volume Traded	140,345	213,188	51.90	
Deals	27	25	-7.41	

Source: NASD, SCM Capital Research

Equities

Stock market opens positive.

The stock market commenced the first trading session of the week on a bullish note, as buying interest in OANDO (+7.92%), FIRSTHOLDCO (+2.58%), MTNN (+1.94%), ARADEL (+1.15%), ZENITHBANK (+0.39%), among others, lifted the NGX-ASI up by 0.33% to close at 243,396.25 points. Consequently, market capitalization increased by N514.97 billion to N156.11 trillion, while the year-to-date return advanced to 56.41%.

Market activity strengthened, as volume and value traded rose by 22.62% and 81.34%, respectively. A total of 746.09 million shares valued at N58.05 billion were exchanged in 75,217 deals. FCMB (+7.14%) led the volume chart with 157.80 million shares traded, while DANGCEM (0.00%) topped the value chart, with 34.77 million shares worth N29.77 billion.

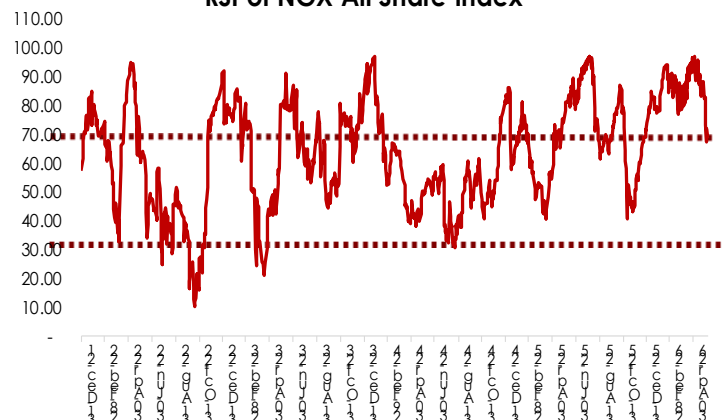
Investor sentiment, as measured by market breadth (advancers-to-decliners ratio), improved to 1.07x from 0.83x in the previous session, reflecting 32 gainers against 30 decliners.

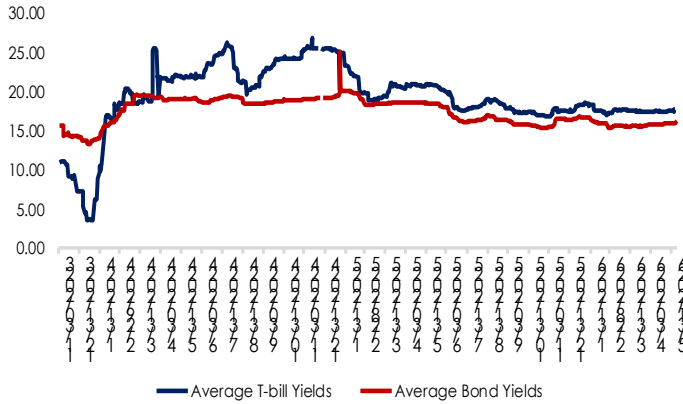
Performance across the tracked indices was largely positive, as the Insurance, Banking, Oil & Gas, and Consumer Goods indices advanced by 0.62%, 0.59%, 0.40%, and 0.10%, respectively. On the flipside, the Industrial Goods Index declined marginally by 0.003%.

OUTLOOK

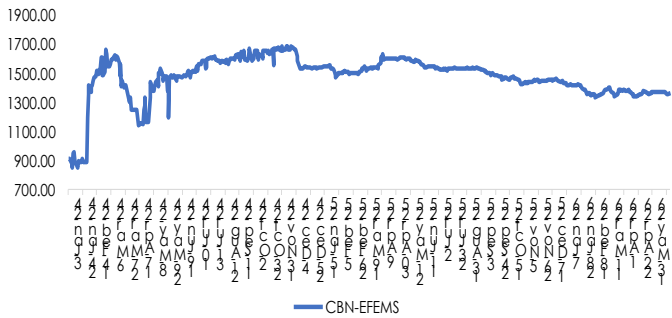
We expect mixed sentiments in the equities market.

RSI of NGX All Share Index

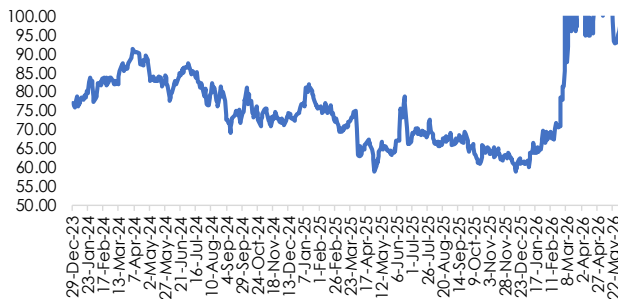


Fixed Income Yield Trend


Source: FMDQ, SCM Capital Research

Foreign Exchange Rates Trend


Source: CBN, SCM Capital Research

Brent Crude Oil Price

Fixed income market summary

T-bills	8-Jun-26	5-Jun-26	Change(bp)
3m	16.63	16.62	↑ 0.01
6m	17.83	17.24	↑ 0.59
12m	19.34	19.52	↓ 0.19

FGN Bonds

	Current	Previous	Change(bp)
3yrs	16.81	16.21	↑ 0.60
5yrs	17.35	17.01	↑ 0.34
7yrs	17.20	17.08	↑ 0.12
10yrs	14.96	14.96	→ 0.00

FGN EuroBonds

	Current	Previous	Change(bp)
3yrs	6.01	5.95	↑ 0.06
5yrs	6.69	6.58	↑ 0.11
7yrs	6.81	6.72	↑ 0.09
25yrs	7.99	7.94	↑ 0.05

FX

	Current	Previous	Change(N)
CBN - EFEMS	1,362.21	1,358.75	↓ 3.46

Source: FMDQ, CBN, SCM Capital Research

Money Market

At the secondary NTB market, average yield rose by 6bps to settle at 17.73%. The O/N rate increased by 4bps to settle at 22.17%.

Fixed Income

At the secondary Bond market, average advanced by 30bps to settle at 16.32%.

Currency

The Naira at the EFEMS depreciated by 0.25% at N1,362.21/USD.

DISCLAIMER: This report has been issued and approved by SCM Capital Limited. The report is based upon information from various sources that we believe are reliable; however no representation is made that it is accurate or complete. While reasonable care has been taken in preparing this document, no responsibility or liability is accepted for errors of fact or for any opinion expressed herein. This document is for information purposes only. It does not constitute any offer, recommendation or solicitation to any person to enter into any trading transaction. Any investments discussed may not be suitable for all investors. This report is provided solely for the information of clients of SCM Capital Limited ("SCM Capital") who are expected to make their own investment decisions without reliance on this report. SCM Capital accepts no liability whatsoever for any direct or consequential loss arising from any use of this report or its contents. This report is for private circulation only. This report may not be reproduced, distributed or published by any recipient for any purpose without prior express consent of Sterling Capital. Investments can fluctuate in price and value and the investor may get back less than was originally invested. Changes in rates of exchange may have an adverse effect on the value of the investment. Past performance is not necessarily a guide to future performance. SCM Capital is authorized and regulated by the Securities and Exchange Commission (SEC) to conduct investment banking, asset management and financial advisory services in Nigeria.

© 2024 SCM Limited. All rights reserved.


SCM CAPITAL
Investment Banking | Advisory Services | Asset Management | Research
CONTACT
19th Floor, Stock Exchange House, 2-4 Customs Street, Lagos

research@scmcapitalng.com | +234 -01-2802226-8