

Daily Market Recap

Tuesday, 16 June 2026

STOCK MARKET HIGHLIGHTS

NGX Statistics	15-Jun-26	16-Jun-26	Change %	YTD (%)
NGX All- Share Index	243,204.73	241,984.80	-0.50	55.50
Market Capitalization (N'Trn)	155.99	155.20	-0.50	56.18
Market Cap. (\$'Bn)	114.37	114.43	0.05	
Total Value Traded (N'Bn)	36.40	36.74	0.94	
Total Value Traded (\$'Mn)	26.69	27.09	1.51	
Total Volume Traded (Mn)	744.90	535.40	-28.12	
Number of Deals	80,873	55,041	-31.94	
Market Breadth	0.54x			

Sectors	15-Jun-26	16-Jun-26	Change%	YTD (%)
Banks	2,272.44	2,208.39	-2.82	45.69%
Insurance	1,250.81	1,249.61	-0.10	5.07%
Consumer Goods	4,754.90	4,730.07	-0.52	18.98%
Oil and Gas	5,516.25	5,514.63	-0.03	106.52%
Industrial Goods	11,590.56	11,590.40	-0.00	104.18%

Top Gainers	Open (N)	Close (N)	Gain (N)	Gain (%)
CONOIL	194.00	213.00	19.00	9.79%
PRESTIGE	1.43	1.57	0.14	9.79%
NEIMETH	7.70	8.45	0.75	9.74%
ETRANZACT	14.90	16.30	1.40	9.40%
CORNERST	4.95	5.40	0.45	9.09%

Top Losers	Open (N)	Close (N)	Loss (N)	Loss (%)
INTENEGINS	6.40	5.76	-0.64	-10.00%
VITAFOAM	210.00	189.00	-21.00	-10.00%
AUSTINLAZ	4.33	3.90	-0.43	-9.93%
SUNUASSUR	3.97	3.58	-0.39	-9.82%
SOVRENINS	2.51	2.30	-0.21	-8.37%

Source: NGX, SCM Capital Research

NASD OTC Snapshot

Statistics	15-Jun-26	16-Jun-26	Change %	YTD (%)
NSI	4,356.84	4,333.35	-0.54	22.28
Market Capitalization (?'Bn)	2,606.79	2,592.74	-0.54	22.28
Value Traded (?'000)	39,185.49	45,645.27	16.49	
Volume Traded	992,164	688,290	-30.63	
Deals	23	31	34.78	

Source: NASD, SCM Capital Research

Equities
Bearish Sentiment Persists.

Bearish sentiment in GTCO (-7.11%), UBA (-3.71%), ZENITHBANK (-2.83%), OANDO (-2.82%), ACCESSCORP (-1.84%), among others, dragged the NGX-ASI down by 0.50% to close at 241,984.80 points. Consequently, market capitalization declined by N782.44 billion to N155.20 trillion, while the year-to-date return settled at 55.50%.

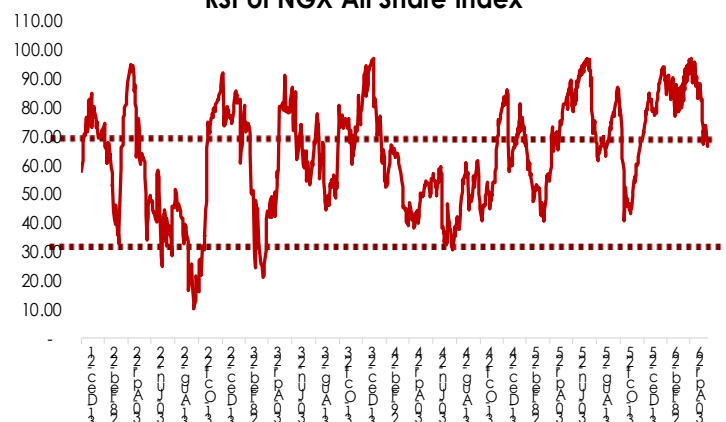
Market activity was mixed, as volume traded moderated by 28.12% to 535.40 million units of shares, while the value traded rose by 0.94% to N36.74 billion. STERLINGNG (+1.30%) led the volume chart with 100.90 million shares traded, while UACN (+2.21%) topped the value chart with 49.37 million shares worth N9.12 billion.

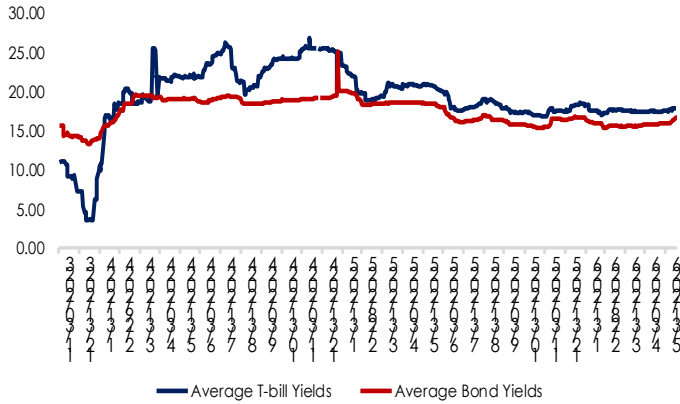
Investor sentiment, as measured by market breadth (advancers-to-decliners ratio), improved to 0.54x from 0.35x in the previous session, reflecting 20 gainers against 37 decliners.

Performance across the tracked indices was negative, as the Banking, Consumer Goods, and Insurance indices declined by 2.82%, 0.52%, and 0.10%, respectively. Similarly, the Oil & Gas and Industrial Goods indices fell by 0.03% and 0.001%, respectively.

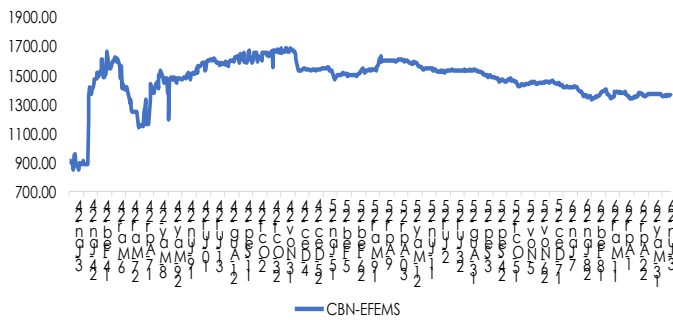
OUTLOOK

We expect mixed sentiments in the equities market.

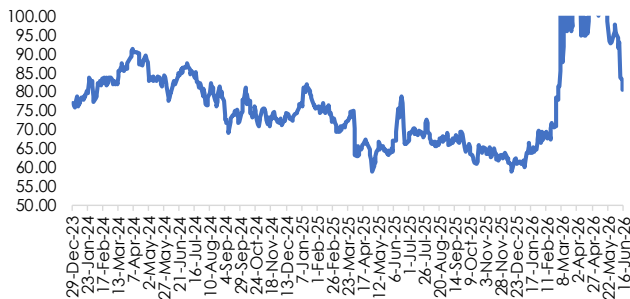
RSI of NGX All Share Index


Fixed Income Yield Trend


Source: FMDQ, SCM Capital Research

Foreign Exchange Rates Trend


Source: CBN, SCM Capital Research

Brent Crude Oil Price

Fixed income market summary

T-bills	16-Jun-26 Current	15-Jun-26 Previous	Change(bp)
3m	16.47	16.66	↓ 0.19
6m	17.56	17.57	↓ 0.01
12m	19.50	19.51	↓ 0.01

FGN Bonds

	Current	Previous	Change(bp)
3yrs	16.90	17.05	↓ 0.15
5yrs	17.27	17.48	↓ 0.21
7yrs	17.64	17.41	↑ 0.23
10yrs	16.79	17.34	↓ 0.55

FGN EuroBonds

	Current	Previous	Change(bp)
3yrs	5.94	5.83	↑ 0.11
5yrs	6.64	6.54	↑ 0.10
7yrs	6.71	6.63	↑ 0.08
25yrs	7.92	7.86	↑ 0.06

FX

	Current	Previous	Change(N)
CBN - EFEMS	1,356.27	1,363.83	↑ 7.56

Source: FMDQ, CBN, SCM Capital Research

Money Market

At the secondary NTB market, average yield fell by 3bps to settle at 17.82%. The O/N rate increased by 3bps to settle at 22.26%.

Fixed Income

At the secondary Bond market, average yield increased by 4bps to settle at 16.70%.

Currency

The Naira at the EFEMS appreciated by 0.55% at N1,356.27/USD.

DISCLAIMER: This report has been issued and approved by SCM Capital Limited. The report is based upon information from various sources that we believe are reliable; however no representation is made that it is accurate or complete. While reasonable care has been taken in preparing this document, no responsibility or liability is accepted for errors of fact or for any opinion expressed herein. This document is for information purposes only. It does not constitute any offer, recommendation or solicitation to any person to enter into any trading transaction. Any investments discussed may not be suitable for all investors. This report is provided solely for the information of clients of SCM Capital Limited ("SCM Capital") who are expected to make their own investment decisions without reliance on this report. SCM Capital accepts no liability whatsoever for any direct or consequential loss arising from any use of this report or its contents. This report is for private circulation only. This report may not be reproduced, distributed or published by any recipient for any purpose without prior express consent of Sterling Capital. Investments can fluctuate in price and value and the investor may get back less than was originally invested. Changes in rates of exchange may have an adverse effect on the value of the investment. Past performance is not necessarily a guide to future performance. SCM Capital is authorized and regulated by the Securities and Exchange Commission (SEC) to conduct investment banking, asset management and financial advisory services in Nigeria.

© 2024 SCM Limited. All rights reserved.


SCM CAPITAL
Investment Banking | Advisory Services | Asset Management | Research
CONTACT
19th Floor, Stock Exchange House, 2-4 Customs Street, Lagos

research@scmcapitalng.com | +234 -01-2802226-8