

Daily Market Recap

Monday, 22 June 2026

STOCK MARKET HIGHLIGHTS

NGX Statistics	19-Jun-26	22-Jun-26	Change %	YTD (%)
NGX All- Share Index	235,941.27	238,219.19	0.97	53.08
Market Capitalization (N'Trn)	151.33	152.85	1.00	53.80
Market Cap. (\$'Bn)	111.00	111.53	0.48	
Total Value Traded (N'Bn)	24.67	36.71	48.78	
Total Value Traded (\$'Mn)	18.10	26.79	48.00	
Total Volume Traded (Mn)	440.30	489.05	11.07	
Number of Deals	50,190	63,747	27.01	
Market Breadth	0.49x			

Sectors	19-Jun-26	22-Jun-26	Change%	YTD (%)
Banks	2,058.07	2,153.63	4.64	42.07%
Insurance	1,168.47	1,151.75	-1.43	-3.16%
Consumer Goods	4,696.54	4,677.58	-0.40	17.66%
Oil and Gas	5,637.73	5,634.62	-0.06	111.02%
Industrial Goods	11,114.23	11,118.72	0.04	95.87%

Top Gainers	Open (N)	Close (N)	Gain (N)	Gain (%)
FIRSTHOLDCO	55.00	60.50	5.50	10.00%
GTCO	115.55	127.10	11.55	10.00%
INTENEGINS	5.06	5.56	0.50	9.88%
MCNICHOLS	6.80	7.45	0.65	9.56%
ZENITHBANK	110.00	117.80	7.80	7.09%

Top Losers	Open (N)	Close (N)	Loss (N)	Loss (%)
ZICHIS	26.00	23.40	-2.60	-10.00%
CONHALLPLC	7.14	6.43	-0.71	-9.94%
ETERNA	30.80	27.75	-3.05	-9.90%
DEAPCAP	4.89	4.41	-0.48	-9.82%
AUSTINLAZ	3.90	3.52	-0.38	-9.74%

Source: NGX, SCM Capital Research

NASD OTC Snapshot

Statistics	19-Jun-26	22-Jun-26	Change %	YTD (%)
NSI	4,252.73	4,282.51	0.70	20.85
Market Capitalization (?'Bn)	2,552.55	2,570.42	0.70	21.23
Value Traded (?'000)	42,670.21	32,669.04	-23.44	
Volume Traded	954,106	330,034	-65.41	
Deals	35	19	-45.71	

Source: NASD, SCM Capital Research

Equities
Stock Market Opens in Positive Territory.

The stock market commenced the first trading session of the week on a positive note, as the NGX-ASI rose by 0.97% to settle at 238,219.19 points. The market direction can be attributed to buying interest in FIRSTHOLDCO (+10.00%), GTCO (+10.00%), ZENITHBANK (+7.09%), MTNN (+3.75%), WAPCO (+0.29%), among others. Consequently, market capitalization increased by N1.52 trillion to N152.85 trillion, while the year-to-date return advanced to 53.08%.

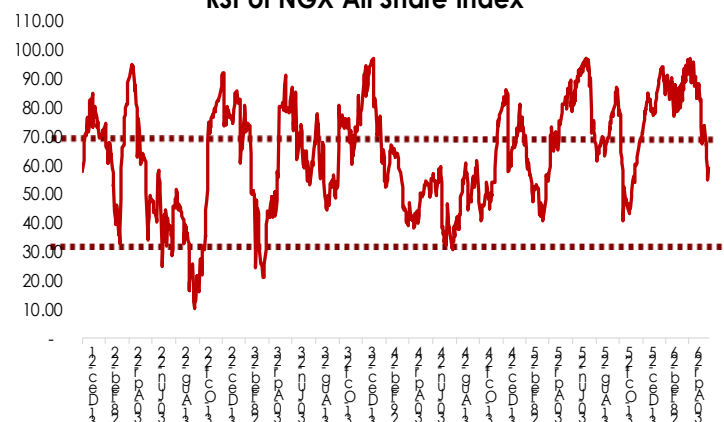
Market activity strengthened as both volume and value traded rose by 11.07% and 48.78%, respectively. A total of 489.05 million units of shares valued at N36.71 billion were exchanged in 63,747 deals. FIDELITYBK (-0.56%) led the volume chart with 48.75 million shares traded, while MTNN (+3.75%) topped the value chart with 20.87 million shares worth N16.64 billion.

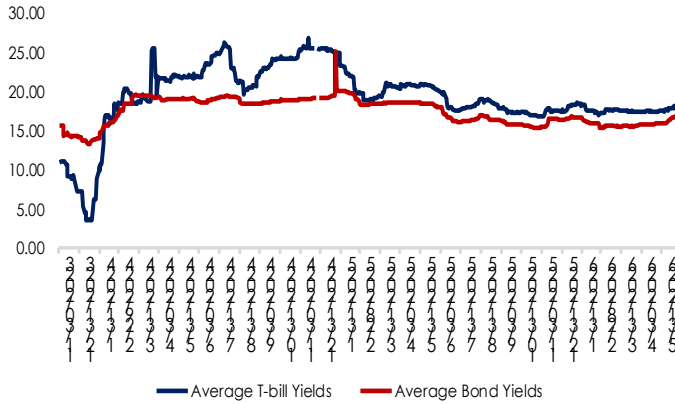
Investor sentiment, as measured by the market breadth (advancers-to-decliners ratio), waned to 0.49x from 0.68x in the previous session, reflecting 17 gainers against 35 decliners.

Sectoral performance was largely bearish, as the Insurance, Consumer Goods, and Oil & Gas indices moderated by 1.43%, 0.40%, and 0.06%, respectively. On the flip side, the Banking and Industrial Goods indices increased by 4.64% and 0.04%, respectively.

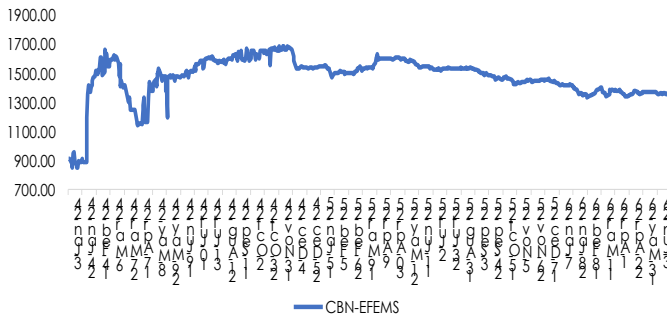
OUTLOOK

We expect mixed sentiments in the equities market.

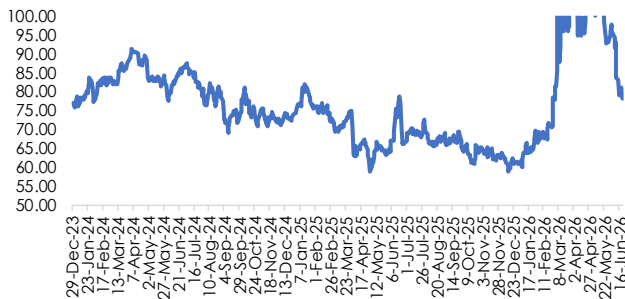
RSI of NGX All Share Index


Fixed Income Yield Trend


Source: FMDQ, SCM Capital Research

Foreign Exchange Rates Trend


Source: CBN, SCM Capital Research

Brent Crude Oil Price

Fixed income market summary

T-bills	22-Jun-26	19-Jun-26	Change(bp)
3m	16.64	16.66	↓ 0.02
6m	17.76	17.79	↓ 0.03
12m	20.44	19.96	↑ 0.48

FGN Bonds

	Current	Previous	Change(bp)
3yrs	17.07	17.07	→ 0.00
5yrs	17.86	17.73	↑ 0.13
7yrs	17.67	17.38	↑ 0.29
10yrs	16.79	16.79	→ 0.00

FGN EuroBonds

	Current	Previous	Change(bp)
3yrs	6.15	6.09	↑ 0.06
5yrs	6.82	6.80	↑ 0.02
7yrs	6.88	6.84	↑ 0.04
25yrs	7.98	7.98	→ 0.00

FX

	Current	Previous	Change(N)
CBN - EFEMS	1,370.46	1,363.30	↓ 7.16

Source: FMDQ, CBN, SCM Capital Research

Money Market

At the secondary NTB market, average yield advanced by 2bps to settle at 18.14%. The O/N rate rose by 12bps to settle at 22.32%.

Fixed Income

At the secondary Bond market, average yield increased by 12bps to settle at 16.92%.

Currency

The Naira at the EFEMS depreciated by 0.53% at N1,370.46/USD.

DISCLAIMER: This report has been issued and approved by SCM Capital Limited. The report is based upon information from various sources that we believe are reliable; however no representation is made that it is accurate or complete. While reasonable care has been taken in preparing this document, no responsibility or liability is accepted for errors of fact or for any opinion expressed herein. This document is for information purposes only. It does not constitute any offer, recommendation or solicitation to any person to enter into any trading transaction. Any investments discussed may not be suitable for all investors. This report is provided solely for the information of clients of SCM Capital Limited ("SCM Capital") who are expected to make their own investment decisions without reliance on this report. SCM Capital accepts no liability whatsoever for any direct or consequential loss arising from any use of this report or its contents. This report is for private circulation only. This report may not be reproduced, distributed or published by any recipient for any purpose without prior express consent of Sterling Capital. Investments can fluctuate in price and value and the investor may get back less than was originally invested. Changes in rates of exchange may have an adverse effect on the value of the investment. Past performance is not necessarily a guide to future performance. SCM Capital is authorized and regulated by the Securities and Exchange Commission (SEC) to conduct investment banking, asset management and financial advisory services in Nigeria.

© 2024 SCM Limited. All rights reserved.


SCM CAPITAL
Investment Banking | Advisory Services | Asset Management | Research
CONTACT
19th Floor, Stock Exchange House, 2-4 Customs Street, Lagos

research@scmcapitalng.com | +234 -01-2802226-8