

**Daily Market Recap**

Tuesday, 30 June 2026

**STOCK MARKET HIGHLIGHTS**

NGX Statistics	29-Jun-26	30-Jun-26	Change %	YTD (%)
NGX All- Share Index	228,401.92	229,419.18	0.45	47.43
Market Capitalization (N'Trn)	146.56	147.22	0.45	48.14
Market Cap. (\$'Bn)	106.13	106.40	0.25	
Total Value Traded (N'Bn)	44.57	39.95	-10.35	
Total Value Traded (\$'Mn)	32.27	28.88	-10.52	
Total Volume Traded (Mn)	1,055.67	966.62	-8.44	
Number of Deals	62,482	49,520	-20.75	
Market Breadth	0.59x			

Sectors	29-Jun-26	30-Jun-26	Change%	YTD (%)
Banks	2,104.30	2,070.11	-1.62	36.56%
Insurance	1,102.26	1,098.12	-0.38	-7.67%
Consumer Goods	4,595.64	4,594.41	-0.03	15.57%
Oil and Gas	5,078.68	5,079.06	0.01	90.21%
Industrial Goods	10,161.99	10,162.54	0.01	79.03%

Top Gainers	Open (N)	Close (N)	Gain (N)	Gain (%)
PRESTIGE	1.40	1.54	0.14	10.00%
CMFC	3.80	4.18	0.38	10.00%
AIRTELAFRI	4,358.80	4,794.60	435.80	10.00%
CUTIX	2.68	2.94	0.26	9.70%
REGALINS	0.77	0.84	0.07	9.09%

Top Losers	Open (N)	Close (N)	Loss (N)	Loss (%)
CUSTODIAN	73.15	65.85	-7.30	-9.98%
RTBRISCOE	11.05	9.95	-1.10	-9.95%
PZ	94.95	85.50	-9.45	-9.95%
UPDC	3.55	3.20	-0.35	-9.86%
HONYFLOUR	15.85	14.30	-1.55	-9.78%

Source: NGX, SCM Capital Research

**NASD OTC Snapshot**

Statistics	29-Jun-26	30-Jun-26	Change %	YTD (%)
NSI	4,261.56	4,299.41	0.89	21.32
Market Capitalization (?'Bn)	2,557.85	2,580.57	0.89	21.71
Value Traded (?'000)	24,585.44	15,999.01	-34.92	
Volume Traded	229,314	846,063	268.95	
Deals	34	25	-26.47	

Source: NASD, SCM Capital Research

**Equities**
**Bargain Hunting Lifts Market After Days of Losses.**

The equities market closed on a positive note at the end of today's trading session, as gains in AIRTELAFRI (+10.00%), FCMB (+7.86%), DANGSUGAR (+4.87%), WEMABANK (+4.00%), OANDO (+0.13%), among others, lifted the NGX-ASI up by 0.45% to settle at 229,419.18 points. Consequently, market capitalization increased by N652.77 billion to N147.22 trillion, while the year-to-date return advanced to 47.43%.

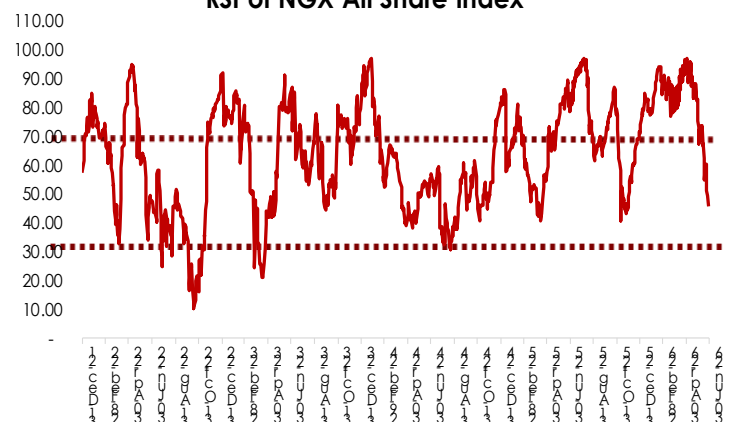
Market activity weakened, as both volume and value traded declined by 8.44% and 10.35% respectively. A total of 966.62 million shares valued at N39.95 billion were exchanged in 49,520 deals.

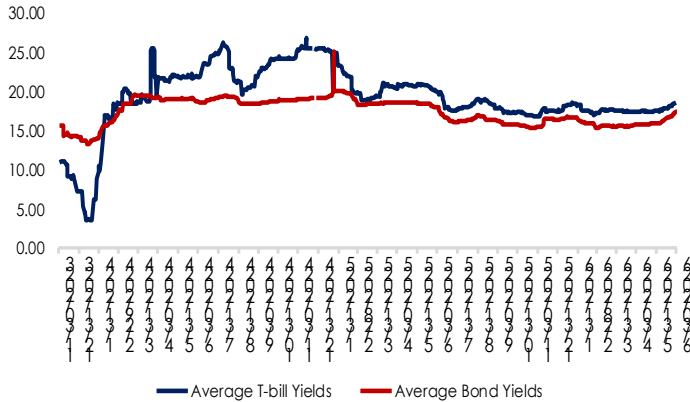
LINKASSURE (+0.64%) led the volume chart with 95.97 million shares traded, while ARADEL (0.00%) topped the value chart, with 9.08 million shares worth N11.59 billion exchanged. Investor sentiment, as measured by market breadth (advancers-to-decliners ratio), improved to 0.59x from 0.28x in the previous session, reflecting 19 gainers against 32 decliners.

Performance across the tracked indices was largely negative, as the Banking, Insurance, and Consumer Goods indices declined by 1.62%, 0.38%, and 0.03%, respectively. On the flipside, the Oil & Gas and Industrial Goods Indices edged higher by 0.01%.

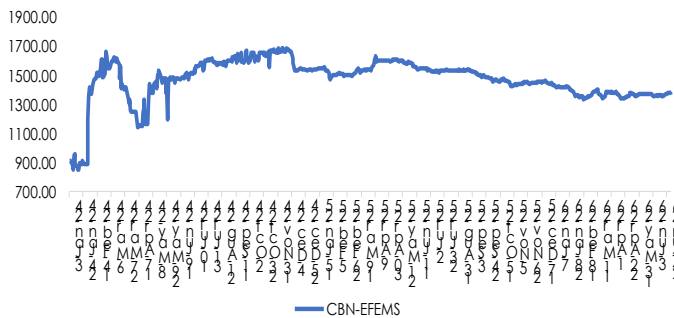
**OUTLOOK**

We expect mixed sentiments in the equities market.

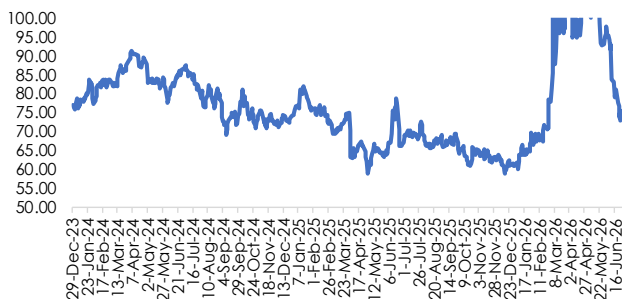
**RSI of NGX All Share Index**


**Fixed Income Yield Trend**


Source: FMDQ, SCM Capital Research

**Foreign Exchange Rates Trend**


Source: CBN, SCM Capital Research

**Brent Crude Oil Price**

**Fixed income market summary**

T-bills	30-Jun-26	29-Jun-26	Change(bp)
3m	17.26	16.95	↑ 0.31
6m	18.41	18.29	↑ 0.12
12m	20.97	20.85	↑ 0.12

FGN Bonds	Current	Previous	Change(bp)
3yrs	17.92	17.92	→ 0.00
5yrs	18.33	18.52	↓ 0.18
7yrs	18.71	18.60	↑ 0.11
10yrs	17.55	17.55	→ 0.00

FGN EuroBonds	Current	Previous	Change(bp)
3yrs	6.21	6.29	↓ 0.08
5yrs	6.92	6.95	↓ 0.03
7yrs	6.99	7.84	↓ 0.85
25yrs	8.01	8.04	↓ 0.03

FX	Current	Previous	Change(N)
CBN - EFEMS	1,383.63	1,380.93	↓ 2.70

Source: FMDQ, CBN, SCM Capital Research

**Money Market**

At the secondary NTB market, average yield increased by 10bps to settle at 18.57%. The O/N rate declined by 2bps to settle at 22.16%.

**Fixed Income**

At the secondary Bond market, average yield fell by 3bps to settle at 17.45%.

**Currency**

The Naira at the EFEMS depreciated by 0.20% at N1,383.63/USD.

**DISCLAIMER:** This report has been issued and approved by SCM Capital Limited. The report is based upon information from various sources that we believe are reliable; however no representation is made that it is accurate or complete. While reasonable care has been taken in preparing this document, no responsibility or liability is accepted for errors of fact or for any opinion expressed herein. This document is for information purposes only. It does not constitute any offer, recommendation or solicitation to any person to enter into any trading transaction. Any investments discussed may not be suitable for all investors. This report is provided solely for the information of clients of SCM Capital Limited ("SCM Capital") who are expected to make their own investment decisions without reliance on this report. SCM Capital accepts no liability whatsoever for any direct or consequential loss arising from any use of this report or its contents. This report is for private circulation only. This report may not be reproduced, distributed or published by any recipient for any purpose without prior express consent of Sterling Capital. Investments can fluctuate in price and value and the investor may get back less than was originally invested. Changes in rates of exchange may have an adverse effect on the value of the investment. Past performance is not necessarily a guide to future performance. SCM Capital is authorized and regulated by the Securities and Exchange Commission (SEC) to conduct investment banking, asset management and financial advisory services in Nigeria.

© 2024 SCM Limited. All rights reserved.